



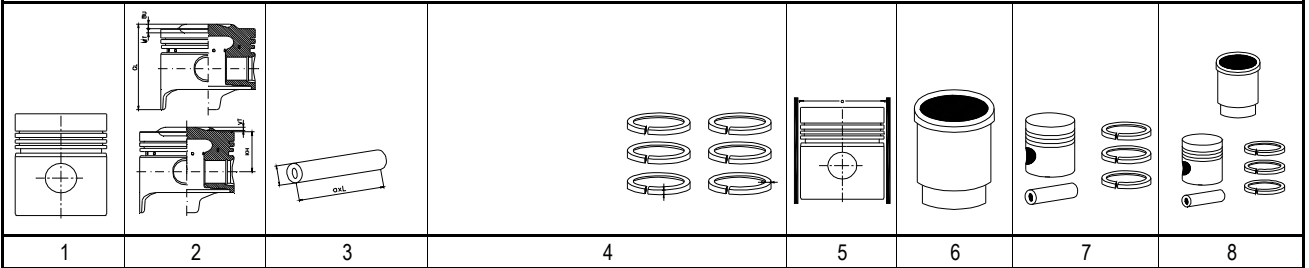


ACME

	YEAR		B/D	Pos.	
1	2	3	4	5	
ALN 330WB	-	-	B	1	
ALN 330 WP	-	-	B	1	



ACME



1	2	3	4	5	6	7	8
Ø 80.00							1
			B	1			

1 80.00			001,P,CR,KV1 2.000 3.350 005,IF,P,STD 2.000 3.350 231,P,CR,STD 4.000 4.150				
			320-0539-000		80.00		
			320-0539-001		80.50		
			320-0539-002		81.00		