







# AUTOBIANCHI

	B/D		Cyl.	ccm	kW	PS	Compr. Ratio	Pos.
124 AC/AC3/AZ2	B	80.00	4	1438 ccm	51.5 kW	70 PS	9.3:1	7
156 A.000	B	76.00	4	1049 ccm	40.5 kW	55 PS	9.5:1	6
156 A2.100 KAT	B[C]	70.00	4	999 ccm	32 kW	44 PS	9:1	3
160 A3.000	B[B]	70.00	4	1108 ccm	37-41kW	51-56 PS	9.6:1	5
A 112 A.000	B [C]	65.00	4	903 ccm	29-35 kW	39-48 PS	9:1	1
A 112 A5.000	B [C]	65.00	4	903 ccm	31 kW	42 PS	9:1	1
M 020 AA.09.0	B [C]	65.00	4	903 ccm	33 kW	45 PS	9:1	2
M 204 B	B	70.00	4	999 ccm	33 kW	45 PS	9.5:1	4



# AUTOBIANCHI

	YEAR		B/D	Pos.
A 111	1968→1973	124 AC/AC3/AZ2	B	7
A 112 0.9	07.1975→12.1985	A 112 A5.000	B	1
A 112 0.9	03.1978→12.1986	A 112 A.000	B	1
A 112 0.9	03.1978→12.1986	M 020 AA.09.0	B	2
Y 10 Fire 1.0	1985→	M 204 B	B	4
Y 10 Fire 1.1 ie 4WD	1989→	160 A3.000	B	5
Y 10 Fire 1.1 ie LX	1989→	160 A3.000	B	5
Y 10 Fire 4WD	1986→	M 204 B	B	4
Y 10 Fire I.e.cat.LX, Y 10 Fire 4WD	1985→	156 A2.100	B	3
Y 10 Fire LX	1986→	M 204 B	B	4
Y 10 Fire NBO-SPI ecologico	1985→	156 A2.100	B	3
Y 10 Touring	1985→1989	156 A.000	B	6



# AUTOBIANCHI

1	2	3	4	5	6	7	8		
<b>Ø 65.00</b>								<b>1</b>	
A 112 A.000		03.1978→12.1986	B [C]	4	903 ccm	29-35 kW	39-48 PS	9:1	68 mm
A 112 A5.000		07.1975→12.1985	B [C]	4	903 ccm	31 kW	42 PS	9:1	68 mm
4			001,P,CR,STD	1.750	2.750				
65.00			026,P,STD	2.000	2.750				
			231,P,CR,STD	3.947	3.650				
			<b>320-0208-000</b>			<b>65.00</b>			
<b>Ø 65.00</b>								<b>2</b>	
M 020 AA.09.0		03.1978→12.1986	B [C]	4	903 ccm	33 kW	45 PS	9:1	68 mm
4			001,P,CR,STD	1.750	2.750				
65.00			026,P,STD	2.000	2.750				
			231,P,CR,STD	3.947	3.650				
			<b>320-0208-000</b>			<b>65.00</b>			
<b>Ø 70.00</b>								<b>3</b>	
156 A2.100 KAT		12.1987→02.1992	B[C]	4	999 ccm	32 kW	44 PS	9:1	64.9mm
4			001,P,CR,KV1	1.500	2.950				
70.00			005,P,KV1	1.500	2.950				
			230,P,STD	3.000	3.700				
			<b>320-0536-000</b>			<b>70.00</b>			
<b>Ø 70.00</b>								<b>4</b>	
M 204 B		1985→	B	4	999 ccm	33 kW	45 PS	9.5:1	64.9mm
4			001,P,KV1	1.500	2.950				
70.00			005,P,KV1	1.500	2.950				
			230,P,STD	3.000	3.700				
			<b>320-0536-000</b>			<b>70.00</b>			
<b>Ø 70.00</b>								<b>5</b>	
160 A3.000		01.1988→03.1993	B[B]	4	1108 ccm	37-41 kW	51-56 PS	9.6:1	72mm
4			001,P,CR,KV1	1.500	2.950				
70.00			005,P,KV1	1.500	2.950				
			230,P,STD	3.000	3.700				
			<b>320-0536-000</b>			<b>70.00</b>			
<b>Ø 76.00</b>								<b>6</b>	
156 A.000		1985→1989	B	4	1049 ccm	40.5 kW	55 PS	9.5:1	
4			001,P,CR,KV1	1.500	3.300				
76.00			023,P,STD	2.000	3.300				
			232,P,STD	3.947	3.950				
			<b>320-0161-000</b>			<b>76.00</b>			
			<b>320-0161-001</b>			<b>76.20</b>			
			<b>320-0161-002</b>			<b>76.40</b>			
			<b>320-0161-003</b>			<b>76.60</b>			
			<b>320-0161-005</b>			<b>77.00</b>			



# AUTOBIANCHI

1	2	3	4	5	6	7	8	
<b>Ø 80.00</b>							<b>7</b>	
124 AC/AC3/AZ2		1968→1973	B	4	1438 ccm	51.5 kW	70 PS	9.3:1
4			001,P,CR,KV1	1.500	3.350			
80.00			026,P,STD	2.000	3.350			
			232,P,STD	3.947	4.150			
			320-0143-000			80.00		
			320-0143-001			80.20		
			320-0143-002			80.40		
			320-0143-003			80.60		
			320-0143-004			80.80		
			320-0143-005			81.00		