













IHC-CASE

	B/D		Cyl.	ccm	kW	PS	Compr. Ratio	Pos.
4.236	D [AN]	98.480	4	3864 ccm	48-60 kW	59-80 PS	16:1	4
6.354	D [AN]	98.480	6	5794 ccm	69-82 kW	94-112 PS	16:1	5
6.354 V	D [AN]	98.480	6	5794 ccm	87 kW	118 PS	16:1	5
D 155	D[AN]	98.425	3	2533 ccm	26-33 kW	35-45 PS	16:1	1
D 179	D[AN]	98.425	3	2934 ccm	36-38 kW	49-52 PS	16:1	2
D 206	D[AN]	98.425	4	3382 ccm	40-50 kW	54-68 PS	16:1	1
D 239	D[AN]	98.425	4	3850 ccm	45-67 kW	62-91 PS	16:1	2
D 246	D[AN]	100.000	4	4025 ccm	5460 kW	73-82 PS	16:1	6
D 268	D[AN]	100.000	4	4386 ccm	54-60 kW	73-82 PS	15:1	7
D 310	D[AN]	98.425	6	5070 ccm	62-66 kW	84-90 PS	16:1	1
D 358	D[AN]	98.425	6	5870 ccm	72-104 kW	98-142 PS	16:1	2
D 402	D[A]	100.000	6	6587 ccm	84 kW	114 PS	15:1	7
DT 239	D[A]	98.425	4	3920 ccm	60-62 kW	82-85 PS	16:1	3
DT 358	D[A]	98.425	6	5867 ccm	77-100 kW	105-136 PS	16:1	3
DT 402	D[A]	100.000	6	6587 ccm	107-120 kW	145-163 PS	15:1	8
F 4 L 912 D	D[AN]	100.000	4	3768 ccm	19-59 kW	20-80 PS	17:1	9
F 6 L 912 D	D[AN]	100.000	6	5652 ccm	42-92 kW	57-125 PS	17:1	9
UD 155	D[AN]	98.425	3	2533 ccm	26-33 kW	35-45 PS	16:1	1
UD 179	D[AN]	98.425	3	2933 ccm	50 kW	68 PS	16:1	2
UD 206	D[AN]	98.425	4	3382 ccm	58 kW	79 PS	16:1	1
UD 310	D[AN]	98.425	6	5070 ccm	90 kW	123 PS	16:1	1
UD 358	D[AN]	98.425	6	5870 ccm	104 kW	141 PS	16:1	2

**IHC-CASE**





	YEAR		B/D	Pos.		YEAR		B/D	Pos.
Series 100	01.1969 → 12.1986	D 206	D	1	Series 353	1966 → 1976	UD 155	D	1
Series 1046	08.1971 → 09.1977	D 358	D	2	Series 3654	07.1969 → 12.1978	D 239	D	2
Series 1046	08.1971 → 09.1977	UD 358	D	2	Series 3800	01.1973 → 12.1975	D 239	D	2
Series 1055	11.1979 → 09.1982	D 358	D	2	Series 3820	1965 →	D 310	D	1
Series 1055	11.1979 → 09.1982	UD 358	D	2	Series 3820	1965 →	UD 310	D	1
Series 1056	09.1982 →	D 358	D	2	Series 383	05.1972 → 02.1975	D 155	D	1
Series 1056	09.1982 →	UD 358	D	2	Series 383	05.1972 → 02.1975	UD 155	D	1
Series 1210	01.1972 → 12.1974	4.236	D	4	Series 3944	01.1973 → 12.1986	F 4 L 912 D	D	9
Series 1246	04.1973 → 08.1979	DT 358	D	3	Series 3945	01.1973 → 12.1986	F 4 L 912 D	D	9
Series 125	04.1969 → 12.1986	D 239	D	2	Series 3960	07.1973 → 12.1986	F 6 L 912 D	D	9
Series 1255	07.1979 →	DT 358	D	3	Series 3961	07.1973 → 12.1986	F 6 L 912 D	D	9
Series 1310	01.1972 → 12.1974	4.236	D	4	Series 3964	03.1971 → 12.1986	D 358	D	2
Series 1420	1965 →	D 358	D	2	Series 3964	03.1971 → 12.1986	UD 358	D	2
Series 1420	1965 →	UD 358	D	2	Series 3965	03.1971 → 12.1986	D 358	D	2
Series 1455	09.1981 →	DT 402	D	8	Series 3965	03.1971 → 12.1986	UD 358	D	2
Series 1600	01.1972 → 12.1975	6.354 V	D	5	Series 3966	1965 →	D 358	D	2
Series 165	1965 →	D 310	D	1	Series 3966	1965 →	UD 358	D	2
Series 165	1965 →	UD 310	D	1	Series 3980	03.1972 → 12.1986	D 358	D	2
Series 1700	01.1971 →	6.354	D	5	Series 3984	1965 →	D 358	D	2
Series 1800	01.1972 → 12.1975	6.354 V	D	5	Series 3984	1965 →	UD 358	D	2
Series 1820	01.1975 →	6.354	D	5	Series 3994	1978 →	DT 402	D	8
Series 221	1966 →	D 206	D	1	Series 421	1967 →	D 239	D	2
Series 221	1966 →	UD 206	D	1	Series 423	12.1967 → 02.1975	D 155	D	1
Series 240	1965 →	D 179	D	2	Series 423	12.1967 → 02.1975	UD 155	D	1
Series 240	1965 →	UD 179	D	2	Series 431	11.1972 → 06.1986	D 310	D	1
Series 2400	1965 → 12.1985	D 179	D	2	Series 431	11.1972 → 06.1986	UD 310	D	1
Series 2400	1965 → 12.1985	UD 179	D	2	Series 431	02.1973 → 06.1986	D 239	D	2
Series 2454	04.1969 → 12.1970	D 179	D	2	Series 433	06.1973 → 06.1990	D 155	D	1
Series 2500	08.1974 → 12.1985	D 239	D	2	Series 433	06.1973 → 06.1990	D 155	D	1
Series 2544	04.1969 → 12.1970	D 239	D	2	Series 433	06.1973 → 06.1990	UD 155	D	1
Series 2574	04.1969 → 12.1970	D 239	D	2	Series 4500	1965 →	D 179	D	2
Series 258	1966 →	D 206	D	1	Series 4500	1965 →	UD 179	D	2
Series 270	1974 →	D 268	D	7	Series 452	1965 →	D 239	D	2
Series 270	1973 →	D 402	D	7	Series 453	07.1971 → 03.1975	D 155	D	1
Series 2706	1965 →	D 310	D	1	Series 453	07.1971 → 03.1975	UD 155	D	1
Series 2706	1965 →	UD 310	D	1	Series 454	01.1973 → 12.1977	D 179	D	2
Series 2756	1965 →	D 310	D	1	Series 454	01.1973 → 12.1977	UD 179	D	2
Series 2756	1965 →	UD 310	D	1	Series 464	1965 →	D 179	D	2
Series 2826	1965 →	D 358	D	2	Series 464	1965 →	UD 179	D	2
Series 2826	1965 →	UD 358	D	2	Series 474	01.1973 → 12.1975	D 206	D	1
Series 321	11.197 → 12.1985	D 310	D	1	Series 484	1965 →	D 179	D	2
Series 321	11.197 → 06.1986	D 239	D	2	Series 484	1965 →	UD 179	D	2
Series 3228	1965 →	D 358	D	2	Series 500	01.1986 → 06.1986	D 155	D	1
Series 3288	1965 →	D 358	D	2	Series 503	00.1966 →	D 155	D	1
Series 3288	1965 →	UD 358	D	2	Series 510	01.1976 → 12.1986	D 268	D	7
Series 3400	04.1969 → 12.1986	D 179	D	2	Series 510	1973 →	D 402	D	7
Series 3400	01.1973 → 12.1970	D 239	D	2	Series 515	09.1976 → 12.1986	D 358	D	2
Series 3414	1965 →	D 358	D	2	Series 515	09.1976 → 12.1986	UD 358	D	2
Series 3414	1965 →	UD 358	D	2	Series 520	1965 →	D 358	D	2
Series 3500	04.1969 → 12.1986	D 239	D	2	Series 523	1965 →	D 179	D	2
Series 3514	04.1969 → 12.1970	D 239	D	2	Series 523	1965 →	UD 179	D	2
Series 353	1966 → 1976	D 155	D	1	Series 530	10.1978 → 12.1986	DT 402	D	8

**IHC-CASE**

	YEAR		B/D	Pos.		YEAR		B/D	Pos.
Series 531	09.1972 → 06.1986	D 310	D	1	Series 724	10.1969 → 01.1974	D 239	D	2
Series 531	09.1972 → 06.1996	UD 310	D	1	Series 733	02.1979 → 12.1990	D 206	D	1
Series 531	09.1972 → 06.1996	D 358	D	2	Series 733	02.1979 → 12.1990	D 206	D	1
Series 531	09.1972 → 06.1996	UD 358	D	2	Series 733	02.1979 → 12.1990	UD 206	D	1
Series 533	06.1973 → 12.1990	D 155	D	1	Series 740	06.1990 →	D 206	D	1
Series 533	06.1973 → 12.1990	D 155	D	1	Series 743	04.1980 → 12.1990	D 239	D	2
Series 540	01.1988 →	D 155	D	1	Series 744	02.1974 → 06.1984	D 239	D	2
Series 541	03.1976 → 06.1986	D 358	D	2	Series 745	04.1980 →	D 239	D	2
Series 544	01.1970 → 12.1985	D 239	D	2	Series 756	1965 →	D 310	D	1
Series 553	03.1972 → 01.1974	D 179	D	2	Series 756	1965 →	UD 310	D	1
Series 553	03.1972 → 01.1974	UD 179	D	2	Series 782	1966 →	D 310	D	1
Series 554	02.1974 → 02.1975	D 206	D	1	Series 784	1974 →	D 246	D	6
Series 554	02.1974 → 02.1975	UD 206	D	1	Series 786	1966 →	D 310	D	1
Series 574	01.1970 → 12.1985	D 239	D	2	Series 8111	01.1964 → 06.1986	D 358	D	2
Series 584	1966 →	D 206	D	1	Series 824	04.1971 → 02.1974	D 246	D	6
Series 584	1966 →	UD 206	D	1	Series 826	01.1969 → 06.1986	D 358	D	2
Series 609	1965 →	D 239	D	2	Series 826	01.1969 → 06.1986	UD 358	D	2
Series 616	1965 →	D 310	D	1	Series 833	09.1981 → 12.1990	D 239	D	2
Series 616	1965 →	UD 310	D	1	Series 833	09.1981 → 12.1990	D 239	D	2
Series 622	1965 →	D 310	D	1	Series 834	06.1973 → 02.1974	D 246	D	6
Series 622	1965 →	UD 310	D	1	Series 84	1974 →	D 246	D	6
Series 624	1965 →	D 206	D	1	Series 841	1965 →	D 206	D	1
Series 624	1965 →	UD 206	D	1	Series 841	1965 →	UD 206	D	1
Series 630	1965 →	D 358	D	2	Series 844	1965 →	D 358	D	2
Series 630	1965 →	UD 358	D	2	Series 844	01.1974 → 12.1990	D 246	D	6
Series 633	1965 →	D 206	D	1	Series 844	02.1975 → 12.1990	D 268	D	7
Series 633	1965 →	UD 206	D	1	Series 844	1973 →	D 402	D	7
Series 633	01.1986 → 06.1990	D 179	D	2	Series 845	1973 →	D 402	D	7
Series 633	05.1976 → 12.1990	D 179	D	2	Series 851	1965 →	D 206	D	1
Series 633	01.1975 → 12.1990	D 179	D	2	Series 851	1965 →	UD 206	D	1
Series 633	01.1975 → 12.1990	UD 179	D	2	Series 856	11.1986 →	DT 239	D	3
Series 640	06.1990 →	D 179	D	2	Series 86	1966 →	D 310	D	1
Series 640	1965 →	D 358	D	2	Series 861	06.1969 → 10.1972	D 239	D	2
Series 640	1965 →	UD 358	D	2	Series 871	1966 →	D 310	D	1
Series 640	1972 →	DT 358	D	3	Series 871	1966 →	UD 310	D	1
Series 644	01.1974 → 06.1986	D 206	D	1	Series 871	06.1969 → 10.1972	D 239	D	2
Series 644	01.1974 → 06.1986	UD 206	D	1	Series 884	1966 →	D 206	D	1
Series 645	1966 →	D 206	D	1	Series 886	03.1976 → 06.1986	D 358	D	2
Series 650	1972 →	DT 358	D	3	Series 886	03.1976 → 06.1986	UD 358	D	2
Series 650	03.1978 → 12.1986	DT 402	D	8	Series 891	1966 →	D 310	D	1
Series 654	03.1972 → 12.1974	D 206	D	1	Series 891	1966 →	UD 310	D	1
Series 654	03.1972 → 12.1974	UD 206	D	1	Series 9000	1965 →	D 310	D	1
Series 660	01.1972 →	4.236	D	4	Series 9000	1965 →	UD 310	D	1
Series 664	01.1972 → 12.1977	D 239	D	2	Series 923	01.1981 → 06.1986	D 358	D	2
Series 674	01.1973 → 12.1975	D 239	D	2	Series 943	1965 →	D 358	D	2
Series 684	1965 →	D 239	D	2	Series 946	06.1971 → 09.1977	D 310	D	1
Series 686	04.1976 → 06.1986	D 310	D	1	Series 946	06.1971 → 09.1977	UD 310	D	1
Series 686	04.1976 → 06.1986	UD 310	D	1	Series 95	1966 →	D 310	D	1
Series 706	1965 →	D 310	D	1	Series 95	1966 →	UD 310	D	1
Series 706	1965 →	UD 310	D	1	Series 953	1972 →	DT 358	D	3
Series 711	1966 →	D 310	D	1	Series 953	1978 →	DT 402	D	8
Series 715	1966 →	D 310	D	1	Series 955	03.1976 → 12.1985	D 310	D	1



IHC-CASE

	YEAR		B/D	Pos.		YEAR		B/D	Pos.
Series 955	03.1976 → 12.1985	UD 310	D	1	Series H 60	10.1971 → 06.1984	D 358	D	2
Series 955	11.198 → 09.1982	D 358	D	2	Series H 65 B/C	01.1968 → 12.1979	DT 358	D	3
Series 955	11.198 → 09.1982	UD 358	D	2	Series H 65 B/C	01.1969 → 12.1986	6.354	D	5
Series 956	09.1982 →	D 358	D	2	Series TD 7 E	09.1973 → 12.1986	D 239	D	2
Series 956	09.1982 →	UD 358	D	2	Series TD 8 A	01.1973 →	D 239	D	2
Series BTD 5	1965 →	D 310	D	1	Series TD 8 B/C	04.1969 → 12.1978	D 239	D	2
Series BTD 5	1965 →	UD 310	D	1	Series TD 8 B/C	1973 →	D 402	D	7
Series H 30 B	09.1968 → 12.1986	D 239	D	2	Series TD 8 E	09.1973 → 12.1986	DT 239	D	3
Series H 50 B	01.1968 → 12.1979	D 310	D	1					



1		2		3		4		5		6		7		8		9		10	
O 98.425										1									
D 155		1966→		D[AN]	3	2533 ccm		26-33 kW		35-45 PS		16:1							111.1mm
D 206		1965→		D[AN]	4	3382 ccm		40-50 kW		54-68 PS		16:1							111.1mm
D 310		1965→		D[AN]	6	5070 ccm		62-66 kW		84-90 PS		16:1							111.1mm
UD 155		1966→06.1990		D[AN]	3	2533 ccm		26-33 kW		35-45 PS		16:1							111.1mm
UD 206		1965→		D[AN]	4	3382 ccm		58 kW		79 PS		16:1							111.1mm
UD 310		1965→		D[AN]	6	5070 ccm		90 kW		123 PS		16:1							111.1mm
3/4/6 98.425				008,15°,P,CR,KV1	3.160	4.150													
				001,IF,P,STD	2.385	4.150													
				231,P,CR,STD	4.747	4.250													
				320-0580-000						98.425									
3/4/6 98.425				001,P,CR,KV1	3.160	4.150													
				001,IF,P,STD	2.385	4.150													
				232,P,STD	4.747	4.250													
				320-0581-000						98.425									
O 98.425										2									
D 179		1965→		D[AN]	3	2934 ccm		36-38 kW		49-52 PS		16:1							128.5mm
D 239		1965→		D[AN]	4	3850 ccm		45-67 kW		62-91 PS		16:1							128.5mm
D 358		01.1964→		D[AN]	6	5870 ccm		72-104 kW		98-142 PS		16:1							128.5mm
UD 179		1965→		D[AN]	3	2933 ccm		50 kW		68 PS		16:1							128.5mm
UD 358		1965→		D[AN]	6	5870 ccm		104 kW		141 PS		16:1							128.5mm
3/4/6 98.425				008,15°,P,CR,KV1	3.160	4.150													
				001,IF,P,STD	2.385	4.150													
				231,P,CR,STD	4.747	4.250													
				320-0580-000						98.425									
3/4/6 98.425				001,P,CR,KV1	3.160	4.150													
				001,IF,P,STD	2.385	4.150													
				232,P,STD	4.747	4.250													
				320-0581-000						98.425									
O 98.425										3									
DT 239		09.1973→		D[A]	4	3920 ccm		60-62 kW		82-85 PS		16:1							128.5mm
DT 358		01.1968→		D[A]	6	5867 ccm		77-100 kW		105-136 PS		16:1							128.5mm
4/6 98.425				008,15°,P,CR,KV1	3.160	4.150													
				001,IF,P,STD	2.385	4.150													
				231,P,CR,STD	4.747	4.250													
				320-0580-000						98.425									
O 98.48										4									
4.236		01.1972→		D [AN]	4	3864 ccm		48-60 kW		59-80 PS		16:1							126.8mm
4 98.48	GL 120.90		34.925	001,KI,P,CR-B,KV1	2.382	3.870													
	KH 70.15		84.100	005,45',KI,P,STD	2.382	3.870													
	MT -20.43			005,45',KI,P,STD	2.382	3.870													
				231,P,CR,STD,CSN	6.335	3.950													
				031,P,STD	6.335	3.600													
				320-0142-200						98.480									
110-0515-000			210-0014-000																



1	2	3	4	5	6	7	8	9	10
4 98.48 	GL 120.65 KH 69.92 MT -20.15 HKU	34.925 84.100	001,KI,P,CR-B,KV1 005,45',KI,P,STD 023,P,STD 231,P,CR,STD,CSN 031,P,STD	2.382 2.382 2.385 6.335 6.335	3.870 3.870 3.870 3.950 3.600		 A=103.26 L=228.98		
110-0515-010		210-0014-000	320-0142-300			98.480	410-0014-000	510-0515-310	540-0515-310
4 98.48			001,IF,P,CR-B,KV1 005,45',IF,P,STD 231,P,CR,STD,CSN	2.385 2.385 4.747	3.870 4.150 3.950				
O 98.48			320-0639-000			98.480			5
6.354 6.354 V	01.1969→ 01.1972→12.1975	D [AN] D [AN]	6 6	5794 ccm 5794 ccm	69-82 kW 87 kW	94-112 PS 118 PS	16:1 16:1	126.8mm 126.8mm	
4 98.48 	GL 120.65 KH 69.92 MT -20.15 HKU	34.925 84.100	001,KI,P,CR-B,KV1 005,45',KI,P,STD 005,45',KI,P,STD 030,KI,P,STD 030,KI,P,STD	2.382 2.380 2.380 6.350 6.350	3.870 3.870 3.870 3.600 3.600		 A=103.26 L=228.98		
110-0515-010		210-0014-000	320-0308-000			98.480	410-0014-000	510-0308-010	540-0308-010
O 100.00									6
D 246	04.1971→	D[AN]	4	4025 ccm	54-60 kW	73-82 PS	16:1	128.5mm	
4 100.000			001,IF,CR,P,KV1 005,IF,P,STD 231,P,CR,STD	3.160 2.385 4.747	4.200 4.200 4.250				
O 100.00			320-0658-000			100.000			7
D 268 D 402	1974→ 1973→	D[AN] D[A]	4 6	4386 ccm 6587 ccm	54-60 kW 84 kW	73-82 PS 114 PS	15:1 15:1	139.7mm 139.7mm	
4/6 100.000			008,15°,P,CR,KV1 005,,IF,P,STD 231,P,CR,STD	3.160 2.385 4.747	4.200 4.200 4.250				
O 100.00			320-0644-100			100.000			8
DT 402	1978→	D[A]	6	6587 ccm	107-120 kW	145-163 PS	15:1	139.7mm	
6 100.000			008,15°,P,CR,KV1 009,15°,P,CR,KV1 231,P,CR,STD	3.160 3.160 4.747	4.200 4.200 4.250				
			320-0583-000			100.000			



IHC-CASE

1	2	3	4	5	6	7	8	9	10
O 100.00									9
F 4 L 912 D		01.1973→12.1986	D[AN]	4	3768 ccm	19-59 kW	20-80 PS	17:1	120mm
F 6 L 912 D		07.1973→12.1986	D[AN]	6	5652 ccm	42-92 kW	57-125 PS	17:1	120mm
4/6 100.00			008,15°,P,CR,STD 005,P,STD 005,P,STD 231,P,CR,STD	3.000 2.500 2.500 5.000	4.400 4.400 4.400 4.550				
			320-0089-000			100.000			