









**MITSUBISHI**

|  | B/D |  | Cyl. | ccm      | kW | PS | Compr. Ratio | Pos. |
|---|-----|---|------|----------|----|----|--------------|------|
| G15B  | B   | 75.50   | 4    | 1468 ccm |    |    | 9.5:1        | 1    |
| 4G15B   | B   | 75.50   | 4    | 1468 ccm |    |    | 9.5:1        | 1    |



**MITSUBISHI**

|  | YEAR          |  | B/D | Pos. |  | YEAR            |  | B/D | Pos. |
|---|---------------|---|-----|------|---|-----------------|---|-----|------|
| Colt 1.5  | 1984→ 1988    | 4G15  | B   | 1    | Lancer 1500   | 1989→           | 4G15  | B   | 1    |
| Colt 1.5  | 1988→ 1992    | 4G15  | B   | 1    | Mirage  | 1987→ 1988      | G15B  | B   | 1    |
| Colt 1500   | 10.1983→ 1988 | G15B  | B   | 1    | Mirage 1500   | 10.1983→05.1988 | G15B  | B   | 1    |
| Lancer 1.5  | 1984→ 1988    | 4G15  | B   | 1    | Mirage 1500   | 1989→           | 4G15  | B   | 1    |
| Lancer 1500   | 10.1983→ 1985 | G15B  | B   | 1    | Tredia 1.5  | 1984→12.1985    | 4G15  | B   | 1    |



MITSUBISHI

| 1             | 2         | 3 | 4                   | 5        | 6     | 7            | 8 | 9     | 10   |
|---------------|-----------|---|---------------------|----------|-------|--------------|---|-------|------|
|               |           |   |                     |          |       |              |   |       |      |
| <b>O75.50</b> |           |   |                     |          |       |              |   |       |      |
| <b>1</b>      |           |   |                     |          |       |              |   |       |      |
| G15B          | 1983→1989 | B | 4                   | 1468 ccm |       |              |   | 9.5:1 | 82mm |
| 4G15B         | 1984→     | B | 4                   | 1468 ccm |       |              |   | 9.5:1 | 82mm |
| 4             |           |   | 001,P,CR,KV1        | 1.500    | 3.150 |              |   |       |      |
| 75.50         |           |   | 026,P,STD           | 1.500    | 3.150 |              |   |       |      |
|               |           |   | 231,P,CR,STD        | 4.000    | 3.950 |              |   |       |      |
|               |           |   | <b>320-0535-001</b> |          |       | <b>75.50</b> |   |       |      |
|               |           |   | <b>320-0535-002</b> |          |       | <b>76.00</b> |   |       |      |