







**RENAULT TRUCKS (RVI)**

	B/D		Cyl.	ccm	kW	PS	Compr. Ratio	Pos.
1	2	3	4	5	6	7	8	9
4.236	D [AN]	98.480	4	3864 ccm	48-60 kW	59-80 PS	16:1	4
4.236	D [AN]	98.480	4	3864 ccm	48-60 kW	59-80 PS	16:1	5
797	D [AN]	102.000	6	5496 ccm	96-97 kW	130-132 PS	-	10
798	D [A]	102.000	6	5496 ccm	113 kW	154 PS	-	11
597-02	D	100.000	6	5278 ccm	93 kW	126 PS	-	9
8140.07.2530	D[AN]	93.000	4	2499 ccm	55 kW	75 PS	18.5:1	3
8140.07.2585	D[AN]	93.000	4	2499 ccm	55 kW	75 PS	18.5:1	3
8140.21.200	D[A]	93.000	4	2445 ccm	66 kW	92 PS	18:1	2
8140.21.235	D[A]	93.000	4	2445 ccm	68 kW	92 PS	18:1	2
8140.61.235	D[AN]	93.000	4	2445 ccm	53 kW	72 PS	22:1	1
8140.67.2585	D[AN]	93.000	4	2499 ccm	55 kW	75 PS	18.5:1	3
A 4.236	D [AN]	98.480	4	3864 ccm	48-60 kW	59-80 PS	16:1	4
A 4.236	D [AN]	98.480	4	3864 ccm	48-60 kW	59-80 PS	16:1	5
D 227-4	D[AN]	100.000	4	3768 ccm	46-61 kW	65-83 PS	18:1	7
D 227-6	D[AN]	100.000	6	5654 ccm	71-91 kW	96-124 PS	18:1	7
D 327-2	D[AN]	100.000	2	1885 ccm	24-27 kW	32-37 PS	18:1	7
D 327-3	D[AN]	100.000	3	2827 ccm	31-48 kW	42-55 PS	18:1	7
D 327-4	D[AN]	100.000	4	3768 ccm	47-55 kW	64-74 PS	18:1	7
MIDR 06.02.26 D Euro1	D [IA]	102.000	6	6177 ccm	166 kW	226 PS	17.5:1	12
MIDR 06.35.40	D [LA]	135.000	6	12024 ccm	226 kW	307 PS	15:1	13
MIDR 635.40 G	D [LA]	135.000	6	12024 ccm	255 kW	346 PS	15:1	15
MIDR 635.40 H	D [LA]	135.000	6	12024 ccm	255 kW	346 PS	15:1	15
MIDS 635.40	D [A]	135.000	6	12024 ccm	206 kW	280 PS	15:1	14
T 4.38	D [A]	98.480	4	3864 ccm	58 kW	79 PS	15.25:1	6
T 4.40 Euro 1	D[LA]	100.000	4	3990 ccm	82-88 kW	112-120 PS	-	8







RENAULT TRUCKS (RVI)

	YEAR		B/D	Pos.		YEAR		B/D	Pos.
1	2	3	4	5	1	2	3	4	5
AE 380	1987→	MIDR 06.35.40 G	D	15	R 350.18	01.1990→12.1992	MIDR 06.35.40 G	D	15
AE 380	09.1990→'06.1992	MIDR 06.35.40 H	D	15	R 350.18 T	01.1990→12.1992	MIDR 06.35.40 G	D	15
B 70	01.1983→12.1990	8140.61.235	D	1	R 350.24	01.1990→'05.1991	MIDR 06.35.40 G	D	15
B 80	09.1990→01.1994	8140.07.2530	D	3	R 350.26	01.1990→12.1992	MIDR 06.35.40 G	D	15
B 80	05.1994→	8140.07.2585	D	3	R 357	01.1986→	MIDR 06.35.40 H	D	15
B 80	05.1994→	8140.67.2585	D	3	R 365	1987→	MIDR 06.35.40 G	D	15
B 90	04.1986→09.1990	8140.21.200	D	2	R 365 Turboliner	10.1987→'05.1990	MIDR 06.35.40 H	D	15
B 90	04.1986→01.1992	8140.21.235	D	2	R 365.17	10.1987→'05.1990	MIDR 06.35.40 H	D	15
CBH 280	1982→	MIDS 06.35.40	D	14	R 365.17 T	10.1987→'05.1990	MIDR 06.35.40 H	D	15
CBH 320	10.1992→	MIDR 06.35.40	D	13	R 365.24	10.1987→'05.1990	MIDR 06.35.40 H	D	15
CBH 340	05.1988→10.1991	MIDR 06.35.40 G	D	15	R 380	1987→	MIDR 06.35.40 G	D	15
CBH 350	05.1990→	MIDR 06.35.40 G	D	15	R 380	01.1990→	MIDR 06.35.40 H	D	15
CBH 380 T	04.1991→10.1992	MIDR 06.35.40 H	D	15	R 380 Major	01.1990→	MIDR 06.35.40 H	D	15
CBH 385	10.1992→	MIDR 06.35.40	D	13	R 380.18	01.1990→10.1999	MIDR 06.35.40 H	D	15
CLM 320 T	10.1992→	MIDR 06.35.40	D	13	R 380.18 T	01.1990→'05.1991	MIDR 06.35.40 H	D	15
CLM 340	02.1988→10.1991	MIDR 06.35.40 G	D	15	R 380.24	01.1990→'05.1991	MIDR 06.35.40 H	D	15
CLM 350 T	04.1991→10.1992	MIDR 06.35.40 G	D	15	R 380.25	01.1990→'05.1991	MIDR 06.35.40 H	D	15
CLM 380 T	05.1991→10.1992	MIDR 06.35.40 H	D	15	R 380.25 T	01.1990→'05.1991	MIDR 06.35.40 H	D	15
CLM 385 T	10.1992→	MIDR 06.35.40	D	13	R 380.26	01.1990→'05.1991	MIDR 06.35.40 H	D	15
CLR 230.19	09.1990→	MIDR 06.02.26 D Euro 1	D	12	R 380.26 T	01.1990→'05.1991	MIDR 06.35.40 H	D	15
F3500		597-02	D	9	R 385ti Major	12.1991→'03.1993	MIDR 06.35.40	D	13
F4000		597-02	D	9	R 385ti.18	05.1991→10.1996	MIDR 06.35.40 H	D	15
F4500		597-02	D	9	R 385ti.18 T	05.1991→10.1996	MIDR 06.35.40 H	D	15
G 220	10.1989→02.1990	MIDR 06.02.26 D Euro 1	D	12	R 385ti.24	05.1991→10.1996	MIDR 06.35.40 H	D	15
G 230	1994→	MIDR 06.02.26 D Euro 1	D	12	R 385ti.25	05.1991→10.1996	MIDR 06.35.40 H	D	15
G 230ti.13	02.1990→08.1991	MIDR 06.02.26 D Euro 1	D	12	R 385ti.25 T	05.1991→10.1996	MIDR 06.35.40 H	D	15
G 230ti.15	02.1990→08.1991	MIDR 06.02.26 D Euro 1	D	12	R 385ti.26	05.1991→10.1996	MIDR 06.35.40 H	D	15
G 230ti.16	02.1990→08.1991	MIDR 06.02.26 D Euro 1	D	12	R 385ti.26 T	05.1991→10.1996	MIDR 06.35.40 H	D	15
G 230ti.17	02.1990→08.1991	MIDR 06.02.26 D Euro 1	D	12	R 420ti Major	10.1992→	MIDR 06.35.40	D	13
G 230ti.18	02.1990→08.1991	MIDR 06.02.26 D Euro 1	D	12	R 6 TS Major	01.1993→	MIDR 06.35.40	D	13
G 230ti.19	02.1990→05.1995	MIDR 06.02.26 D Euro 1	D	12	S 100	01.1986→09.1990	T 4.38	D	6
GBH 280	1982→	MIDS 06.35.40	D	14	S 100 Midliner	01.1986→09.1990	T 4.38	D	6
M 150	1992→	MIDR 06.02.26 D Euro 1	D	12	S 100.07	01.1986→09.1990	T 4.38	D	6
M 230	1994→	MIDR 06.02.26 D Euro 1	D	12	S 100.07 A	01.1986→09.1990	T 4.38	D	6
M 230.10	05.1989→07.1992	MIDR 06.02.26 D Euro 1	D	12	S 100.08	01.1986→09.1990	T 4.38	D	6
M 230.10 C	05.1989→07.1992	MIDR 06.02.26 D Euro 1	D	12	S 100.08 A	01.1986→09.1990	T 4.38	D	6
M 230.12	05.1989→07.1992	MIDR 06.02.26 D Euro 1	D	12	S 120.06 A	09.1990→11.1992	T 4.40 Euro 1	D	8
M 230.12 D	05.1989→07.1992	MIDR 06.02.26 D Euro 1	D	12	S 120.07	09.1990→11.1992	T 4.40 Euro 1	D	8
M 230.13	05.1989→10.1996	MIDR 06.02.26 D Euro 1	D	12	S 120.07 A	09.1990→11.1992	T 4.40 Euro 1	D	8
M 230.13 C	05.1989→10.1996	MIDR 06.02.26 D Euro 1	D	12	S 120.08	09.1990→11.1992	T 4.40 Euro 1	D	8
M 230.13 D	05.1989→10.1996	MIDR 06.02.26 D Euro 1	D	12	S 120.08 A	09.1990→11.1992	T 4.40 Euro 1	D	8
M 230.13 T	05.1989→10.1996	MIDR 06.02.26 D Euro 1	D	12	S 130	09.1983→01.1990	797	D	10
M 230.15	05.1989→10.1996	MIDR 06.02.26 D Euro 1	D	12	S 130.08	09.1983→01.1990	797	D	10
M 230.15 D	05.1989→10.1996	MIDR 06.02.26 D Euro 1	D	12	S 130.08 A	09.1983→01.1990	797	D	10
M 230.16	05.1989→10.1996	MIDR 06.02.26 D Euro 1	D	12	S 130.08 B	09.1983→01.1990	797	D	10
M 230.16 D	05.1989→10.1996	MIDR 06.02.26 D Euro 1	D	12	S 130.09	09.1983→01.1990	797	D	10
M 230.16 T	05.1989→10.1996	MIDR 06.02.26 D Euro 1	D	12	S 130.09 B	09.1983→01.1990	797	D	10
OK 010 K	01.1973→09.1979	4.236	D	5	S 150 08	1981→	798	D	11
OK 05 K	01.1973→09.1979	4.236	D	5	S 150 13	1981→	798	D	11
PX 30	1979→	MIDR 06.35.40	D	13	S 220 TI Midliner	09.1987→09.1990	MIDR 06.02.26 D Euro 1	D	12
R 340 Turboliner	03.1986→'01.1990	MIDR 06.35.40 G	D	15	S 220.13 T	09.1987→09.1990	MIDR 06.02.26 D Euro 1	D	12
R 340.17	03.1986→12.1992	MIDR 06.35.40 G	D	15	S 220.13 TI	09.1987→09.1990	MIDR 06.02.26 D Euro 1	D	12
R 340.17 T	03.1986→12.1992	MIDR 06.35.40 G	D	15	S 220.14 T	09.1987→09.1990	MIDR 06.02.26 D Euro 1	D	12
R 340.24	03.1986→'01.1990	MIDR 06.35.40 G	D	15	S 220.14 TI	09.1987→09.1990	MIDR 06.02.26 D Euro 1	D	12
R 350	1987→	MIDR 06.35.40 G	D	15	Series 280	1982→	MIDS 06.35.40	D	14
R 350 Major	01.1990→	MIDR 06.35.40 G	D	15	Series 305	1979→	MIDR 06.35.40	D	13
R 350.17	01.1990→'05.1991	MIDR 06.35.40 G	D	15	Series 310	1979→	MIDR 06.35.40	D	13



RENAULT TRUCKS (RVI)

	YEAR		B/D	Pos.		YEAR		B/D	Pos.
R 350.17 T	01.1990→'05.1991	MIDR 06.35.40 G	D	15	Series 340	1987→	MIDR 06.35.40 G	D	15
Series 340	1987→	MIDR 06.35.40 H	D	15	Series 560 K	→09.1979	4.236	D	5
Series 350	→09.1979	4.236	D	4	SM7	-	597-02	D	9
Series 350	→09.1979	4.236	D	5	SM8	-	597-02	D	9
Series 365	1987→	MIDR 06.35.40 G	D	15	Tractor 106	-	D 227-6	D	7
Series 365	1987→	MIDR 06.35.40 H	D	15	Tractor 32-50	-	D 327-3	D	7
Series 380 K	→09.1979	4.236	D	4	Tractor 32-60	-	D 327-3	D	7
Series 380 K	→09.1979	4.236	D	5	Tractor 421	-	D 327-3	D	7
Series 440	→09.1979	4.236	D	4	Tractor 42-70	-	D 327-4	D	7
Series 440	→09.1979	4.236	D	5	Tractor 461	1970→1977	D 227-4	D	7
Series 450	→09.1979	4.236	D	4	Tractor 461	-	D 327-3	D	7
Series 450	→09.1979	4.236	D	5	Tractor 50 S	-	D 327-2	D	7
Series 480 K	→09.1979	4.236	D	4	Tractor 65	1970→1977	D 227-4	D	7
Series 480 K	→09.1979	4.236	D	5	Tractor 68	1970→1977	D 227-4	D	7
Series 500	→09.1979	4.236	D	4	Tractor 681	1970→1977	D 227-4	D	7
Series 500	→09.1979	4.236	D	5	Tractor 70	-	A 4.236	D	4
Series 530	→09.1979	4.236	D	4	Tractor 70	-	A 4.236	D	5
Series 530	→09.1979	4.236	D	5	Tractor 80	-	D 327-3	D	7
Series 550	→09.1979	4.236	D	4	Tractor 90	-	D 327-4	D	7
Series 550	→09.1979	4.236	D	5	Tractor 921	-	D 227-4	D	7
Series 560 K	→09.1979	4.236	D	4	Tractor TX 113	-	D 227-4	D	7

#

#



RENAULT TRUCKS (RVI)

1	2	3	4	5	6	7	8	9	10
Ø93.00									
8140.61.235		01.1983→12.1990	D[AN]	4	2445 ccm	53 kW	72 PS	22:1	90 mm
4			001,P,CR,KV1	3.000	3.900				
93.00			023,P,STD	2.000	3.900				
			231,P,CR,STD	4.000	4.250				
			320-0452-100			93.00			
Ø93.00									
8140.21.200		04.1986→09.1990	D[A]	4	2445 ccm	66 kW	92 PS	18:1	90mm
8140.21.235		04.1986→01.1992	D[A]	4	2445 ccm	68 kW	92 PS	18:1	90mm
4			008,15°,P,CR,KV1	3.000	3.900				
93.00			005,IF,P,STD	2.000	3.900				
			231,P,CR,STD	3.000	3.850				
			320-0451-000			93.00			
Ø93.00									
8140.07.2530		09.1990→01.1994	D[AN]	4	2499 ccm	55 kW	75 PS	18.5:1	92mm
8140.07.2585		05.1994→	D[AN]	4	2499 ccm	55 kW	75 PS	18.5:1	92mm
8140.67.2585		05.1994→	D[AN]	4	2499 ccm	55 kW	75 PS	18.5:1	92mm
4			008,15°,P,CR,KV1	3.000	3.900				
93.00			023,P,STD	2.000	3.900				
			231,P,CR,STD	3.000	3.850				
			320-0451-100			93.00			
			320-0451-102			93.60			
Ø98.48									
4.236		1961→	D [AN]	4	3864 ccm	48-60 kW	59-80 PS	16:1	126.8mm
A 4.236		1961→	D [AN]	4	3864 ccm	48-60 kW	59-80 PS	16:1	126.8mm
4	GL 120.9	34.925	001,P,CR,KV1	2.382	3.870				
98.48	KH 70.2	84.100	005,P,STD	2.382	3.870				
	MT -20.5		005,P,STD	2.382	3.870				
			231,P,CR,STD,	6.350	3.950				
			030,P,STD	6.350	3.600				
			320-0142-000			98.480			
110-0142-000		210-0014-000					410-0014-000	510-0142-000	540-0142-000
4	GL 120.9	34.925	001,P,CR,KV1	2.382	3.870				
98.48	KH 70.2	84.10	005',P,STD	2.382	3.870				
	MT -20.5		005,P,STD	2.382	3.870				
			231,P,CR,STD	6.350	3.950				
			030,P,STD	6.350	3.600				
			320-0142-000			98.480			
110-0351-000		210-0014-000					410-0014-000	510-0351-000	540-0351-000



RENAULT TRUCKS (RVI)

4 98.48	GL 120.9 KH 70.2 MT -20.5	34.925 84.10	001,P,CR,KV1 005,P,STD 005,P,STD 231,P,CR,STD, 030,P,STD	2.382 2.382 2.382 6.350 6.350	3.870 3.870 3.870 3.950 3.600				
110-0437-000		210-0014-000	320-0142-000	98.480	410-0014-000	510-0437-000	540-0437-000		
Ø98.48									5
4.236	1965→	D [AN]	4	3864 ccm	48-60 kW	59-80 PS	16:1	126.8mm	
A 4.236	1965→	D [AN]	4	3864 ccm	48-60 kW	59-80 PS	16:1	126.8mm	
4 98.48			001,IF,P,CR,KV1 005,IF,P,STD 231,P,CR,STD	2.385 2.385 4.747	3.870 4.150 3.950				
320-0639-000									98.480
Ø98.48									6
T 4.38	01.1986→09.1990	D [A]	4	3864 ccm	58 kW	79 PS	15.25:1	126.8mm	
4 98.48			008,6°,P,CR,KV1 005,IF,P,STD 231,P,CR,STD	3.160 2.385 4.747	4.150 4.150 3.950				
320-0627-000									98.480
Ø100.00									7
D 227-4	1970→1977	D[AN]	4	3768 ccm	46-61 kW	65-83 PS	18:1	120 mm	
D 227-6	1977→	D[AN]	6	5654 ccm	71-91 kW	96-124 PS	18:1	120 mm	
D 327-2	1977→	D[AN]	2	1885 ccm	24-27 kW	32-37 PS	18:1	120 mm	
D 327-3	1977→	D[AN]	3	2827 ccm	31-48 kW	42-55 PS	18:1	120 mm	
D 327-4	1977→	D[AN]	4	3768 ccm	47-55 kW	64-74 PS	18:1	120 mm	
2/3/4/6 100.00			008,15°,P,CR,KV1 005,P,STD 005,P,STD 231,P,CR,STD,	3.000 2.000 2.000 4.000	4.200 4.200 4.200 4.250				
320-0311-000									100.00
Ø100.00									8
T 4.40 Euro 1	1995→	D[LA]	4	3990 ccm	82-88 kW	112-120 PS		127.3 mm	
4 100.00			008,6°,P,CR,KV1 026,P,STD 231,P,CR,STD	3.500 2.500 4.000	4.200 4.200 4.250				
320-0332-200									100.000
Ø100.00									9
597-02		D	6	5278 ccm	93 kW	126 PS			
6 100.00			008,15°,P,CR,KV1 005,P,STD 005,P,STD 231,P,CR,STD	3.000 2.500 2.500 5.000	4.200 4.400 4.400 4.550				
320-0089-000									100.000



RENAULT TRUCKS (RVI)

Ø102.00												10	
797		09.1983→01.1990		D [AN]		6 5496 ccm		96-97 kW		130-132 PS		112 mm	
6 102.00				008,15°,P,CR,KV1		3.000 4.300							
				005,P,STD		2.500 4.300							
				231,P,CR,STD		5.000 4.650							
				320-0237-000				102.00					
Ø102.00												11	
798		1981→		D [A]		6 5496 ccm		113 kW		154 PS		112 mm	
6 102.00				008,15°,P,CR,KV1		3.000 4.300							
				005,P,STD		2.500 4.300							
				005,P,STD		2.500 4.300							
				231,P,CR,STD		5.000 4.650							
				320-0301-000				102.00					
Ø102.00												12	
MIDR 06.02.26 D Euro1		09.1987→		D [A]		6 6177 ccm		166 kW		226 PS		17.5:1 126 mm	
6 102.00				008,15°,P,CR,KV1		3.500 4.300							
				005,P,STD		2.500 4.300							
				231,P,CR,STD		4.000 4.250							
				320-0475-000				102.00					
Ø135.00												13	
MIDR 635.40		1979→		D [LA]		6 12024 ccm		226 kW		307 PS		15:1 140 mm	
6 135.00		GL 170.2 KH 90.3 MT -29.12 VT -0.8		54.977 108.00		3.500 3.000 4.000							
		RTK,G											
110-0911-000		210-0911-000						135.000		521-0911-000			
Ø135.00												14	
MIDS 635.40		1982→		D [A]		6 12024 ccm		206 kW		280 PS		15:1 140 mm	
6 135.00		GL 170.2 KH 90.3 MT -29.12 VT -0.8		54.977 108.00		3.500 3.000 6.000							
		RTK,G											
110-0912-000		210-0911-000						135.000		521-0912-000			
Ø135.00												15	
MIDR 635.40 G		1987→		D [LA]		6 12024 ccm		255 kW		346 PS		15:1 140 mm	
MIDR 635.40 H		1987→		D [LA]		6 12024 ccm		255 kW		346 PS		15:1 140 mm	
6 135.00		GL 170.2 KH 90.3 MT -26.03 VT -0.8		54.977 108.00		4.000 3.000 4.000							
		RTK,G											
110-0913-000		210-0911-000						135.000		521-0913-000			