









SEAT

	YEAR		B/D	POS		YEAR		B/D	POS
Alhambra 1.9 TDI	04.1996	1Z	D	9	Ibiza 1.9 TDI	08.1999	ALH	D	9
Alhambra 1.9 TDI	04.1996	AHU KAT	D	9	Inca 1.6i	11.2	1 F	B	11
Alhambra 1.9 TDI	08.1996-06.2000	AFN KAT	D	9	Inca 1.9 SDI	11.2	AEY	D	8
Cordoba 1.3	02.1993-07.1994	2G	B	4	Leon 1.9 TDI	11.2	AHF KAT	D	9
Cordoba 1.3	02.1993-07.1994	AAV	B	4	Leon 1.9 TDI	04.2000	AGR KAT	D	9
Cordoba 1.6	05.1994	1 F	B	11	Leon 1.9 TDI	04.2000	ALH	D	9
Cordoba 1.8	09.1993-07.1994	ABS KAT	B	12	Malaga 1.5	05.1985-12.1993	021 A 2000	B	14
Cordoba 1.9 SDI	08.1996-06.1999	AEY	D	8	Malaga 1.7 D	05.1985-12.1993	138 A 5.000	D	15
Cordoba 1.9 SDI	06.1999	AGP	D	8	Malaga 1.7 D	05.1985-12.1993	138 B 6.000	D	15
Cordoba 1.9 TD	09.1993	AAZ	D	7	Marbella 0.8	1982	100 GL.3C.0	B	1
Cordoba 1.9 TDI	08.1996-06.1999	1Z	D	9	Marbella 0.8	1984	100 GL6.000	B	2
Cordoba 1.9 TDI	08.1996-06.1999	AHU KAT	D	9	Ronda 1.5	05.1984-12.1986	021 A 2000	B	14
Cordoba 1.9 TDI	03.1997-06.1999	AFN KAT	D	9	Ronda 1.7 D	06.1982-12.1986	138 A 5.000	D	15
Cordoba 1.9 TDI	06.1999	AGR KAT	D	9	Ronda 1.7 D	06.1982-12.1986	138 B 6.000	D	15
Cordoba 1.9 TDI	06.1999	ALH	D	9	Seat 131 2.0	1982-12.1984	131 C4.000	B	16
Fura 0.9	09.1981-12.1984	1000 GL 7.000	B	1	Seat 131 2.4 D	1981-1985	8144.61.200	D	18
Fura 0.9	1984	100 GL.3C.0	B	1	Seat 132 2.2 D	1974	OM 615.912	D	17
Ibiza 0.9	06.1984-05.1993	1000 GL 7.000	B	1	Seat 132 2.2 D	1979-1982	OM 615.941	D	17
Ibiza 0.9	1986	100 GL.3C.0	B	1	Seat 133 0.8	05.1974-1983	DB	B	2
Ibiza 0.9	08.1986-05.1993	146 A.000	B	3	Seat 133 0.8	05.1974-1983	DB-10	B	2
Ibiza 0.9 Junior	08.1986-05.1993	146 A.000	B	3	Terra 1.3 D	1989-1991	MN	D	5
Ibiza 1.3	03.1993-07.1994	2G	B	4	Terra 1.4 D	10.2	1W	D	5
Ibiza 1.3	03.1993-07.1999	AAV	B	4	Toledo 1.6	05.1991-09.1991	EZ	B	11
Ibiza 1.5	11.1984-05.1993	021 A 2000	B	14	Toledo 1.6	05.1991	1 F	B	11
Ibiza 1.6	03.1993-08.1999	1 F	B	11	Toledo 1.6	01.1992-07.1994	ABN	B	11
Ibiza 1.6	03.1993	ABN	B	11	Toledo 1.8	05.1991-12.1996	PR KAT	B	10
Ibiza 1.7 D	06.1984	KY	D	6	Toledo 1.8	11.1993-12.1996	ABS KAT	B	12
Ibiza 1.7 D	06.1984-05.1993	138 A 5.000	D	15	Toledo 1.8 16V	05.1991-03.1994	KP 4V	B	13
Ibiza 1.7 D	06.1984-05.1993	138 B 6.000	D	15	Toledo 1.8 16V	05.1991-03.1994	PL 4V KAT	B	13
Ibiza 1.8	03.1993-08.1999	ABS KAT	B	12	Toledo 1.9 SDI	12.2	AEY	D	8
Ibiza 1.9 SDI	08.1996-08.1999	AEY	D	8	Toledo 1.9 TD	05.1991-04.1997	AAZ	D	7
Ibiza 1.9 SDI	08.1999	AGP	D	8	Toledo 1.9 TDI	04.1995	1Z	D	9
Ibiza 1.9 TD	03.1993-08.1996	AAZ	D	7	Toledo 1.9 TDI	04.1995	AHU KAT	D	9
Ibiza 1.9 TDI	08.1996-08.1999	1Z	D	9	Toledo 1.9 TDI	11.2	AFN KAT	D	9
Ibiza 1.9 TDI	08.1996-08.1999	AHU KAT	D	9	Toledo 1.9 TDI	04.1999	AHF KAT	D	9
Ibiza 1.9 TDI	02.1997-08.1999	AFN KAT	D	9	Toledo 1.9 TDI	04.1999	AGR KAT	D	9
Ibiza 1.9 TDI	08.1999	AGR KAT	D	9	Toledo 1.9 TDI	04.1999	ALH	D	9



SEAT

	B/D		Cyl.	ccm	kW	PS	Compr. Ratio	Pos.
0.9 Ltr	B	65.000	4	903 ccm	32 kW	43 PS	9:1	1
021 A 2000	B[C]	83.000	4	1461 ccm	63 kW	86 PS	10.5:1	14
1 F	B [MJ]	81.000	4	1595 ccm	55 kW	75 PS	9:1	11
100 GL.3C.0	B	65.000	4	903 ccm	32 kW	45 PS	9:1	1
100 GL6.000	B[C]	65.000	4	843 ccm	25 kW	34 PS	8:1	2
1000 GL 7.000	B	65.000	4	903 ccm	32 kW	44 PS	9:1	1
131 C4.000	B[C2]	84.000	4	1995 ccm	83 kW	113 PS	9:1	16
138 A 5.000	D[AN]	83.000	4	1714 ccm	40-43 kW	55-58 PS	20.5:1	15
138 B 6.000	D[AN]	83.000	4	1698 ccm	43 kW	58 PS	20.5:1	15
146 A.000	B[C]	65.000	4	903 ccm	33 kW	45 PS	9:1	3
1W	D[AN]	75.000	4	1398 ccm	35 kW	48 PS	22:1	5
1Z	D [LA]	79.500	4	1896 ccm	66 kW	90 PS	19.5:1	9
2G	B[C]	75.000	4	1272 ccm	40 kW	54 PS	9.2:1	4
8144.61.200	D[AN]	93.000	4	2429 ccm	53 kW	72 PS	22:1	18
AAV	B	75.000	4	1272 ccm	40 kW	54 PS	9.2:1	4
AAZ	D [A]	79.500	4	1896 ccm	55 kW	75 PS	22.5:1	7
ABN	B[B]	81.000	4	1595 ccm	55kW	75 PS	9:1	11
ABS KAT	B [MM]	81.000	4	1781 ccm	66 kW	90 PS	10:1	12
AEY	D [A]	79.500	4	1896 ccm	47 kW	64 PS	19.5:1	8
AFN KAT	D [LA]	79.500	4	1896 ccm	81 kW	110 PS	19.5:1	9
AGP	D [A]	79.500	4	1896 ccm	50 kW	68 PS	22.5:1	8
AGR KAT	D [A]	79.500	4	1896 ccm	66 kW	90 PS	19.5:1	9
AHF KAT	D [LA]	79.500	4	1896 ccm	81 kW	110 PS	19.5:1	9
AHU KAT	D [A]	79.500	4	1896 ccm	66 kW	90 PS	19.5:1	9
ALH	D [A]	79.500	4	1896 ccm	66 kW	90 PS	19.5:1	9
DB	B[C]	65.000	4	843 ccm	25 kW	34 PS	8:1	2
DB-10	B[C]	65.000	4	843 ccm	25 kW	34 PS	8:1	2
EZ	B[B]	81.000	4	1595 ccm	55 kW	75 PS	9:1	11
KP 4V	B[KJ]	81.000	4	1781 ccm	98 kW	133 PS	10:1	13
KY	D [AN]	79.500	4	1716 ccm	42 kW	57 PS	23:1	6
MN	D[AN]	75.000	4	1272 ccm	33 kW	45 PS	22:1	5
OM 615.912	D[AN]	87.000	4	2197 ccm	44-49 kW	60-67 PS	21:1	17
OM 615.941	D[AN]	87.000	4	2197 ccm	44 kW	60 PS	21:1	17
PL 4V KAT	B[KJ]	81.000	4	1781 ccm	95 kW	129 PS	10:1	13
PR KAT	B[MM]	81.000	4	1781 ccm	66 kW	90 PS	10:1	10



SEAT

1	2	3	4	5	6	7	8	9	10	
O 65.00									1	
0.9 Ltr		1972	B	4	903 ccm	32 kW	43 PS	9:1	68 mm	
100 GL.3C.0		1982	B	4	903 ccm	32 kW	45 PS	9:1	68 mm	
1000 GL.7.000		09.1981-05.1993	B	4	903 ccm	32 kW	44 PS	9:1	68 mm	
4 65.00			001,CR-B,STD 026,45',STD 231,CR,STD	1.750 2.000 3.947	2.750 2.750 3.650					
				320-0208-000			65.000			
O 65.00									2	
100 GL6.000		1984	B[C]	4	843 ccm	25 kW	34 PS	8:1	63.6mm	
DB		05.1974-1983	B[C]	4	843 ccm	25 kW	34 PS	8:1	63.6mm	
DB-10		05.1974-1983	B[C]	4	843 ccm	25 kW	34 PS	8:1	63.6mm	
4 65.00			001,CR-B,STD 026,45',STD 231,CR,STD	1.750 2.000 3.947	2.750 2.750 3.650					
				320-0208-000			65.000			
O 65.00									3	
146 A.000		08.1986-05.1993	B[C]	4	903 ccm	33 kW	45 PS	9:1	68mm	
4 65.00			001,CR-B,STD 026,45',STD 231,CR,STD	1.750 2.000 3.947	2.750 2.750 3.650					
				320-0208-000			65.000			
O 75.00									4	
2G		02.1993-07.1994	B[C]	4	1272 ccm	40 kW	54 PS	9.2:1	72 mm	
AAV		02.1993-08.1999	B	4	1272 ccm	40 kW	54 PS	9.2:1	72 mm	
4 75.00			001,CR,KV1 026,45',STD 230,STD	1.750 2.000 3.000	3.150 3.150 3.750					
				320-0271-000			75.000			
O 75.00									5	
MN		1989-1991	D[AN]	4	1272 ccm	33 kW	45 PS	22:1	72 mm	
1W		10.199	D[AN]	4	1398 ccm	35 kW	48 PS	22:1	79 mm	
4 75.00			001,CR,KV1 026,45',STD 230,STD	1.750 2.000 3.000	3.150 3.150 3.750					
				320-0271-000			75.000			
O 79.50									6	
KY			D [AN]	4	1716 ccm	42 kW	57 PS	23:1	86.4 mm	
4 79.50			001,CR,KV1 005,45',P,STD 231,CR,STD	1.750 2.000 3.000	3.350 3.350 3.750					
				320-0278-000			79.500			
				320-0278-001			80.000			
O 79.50									7	
AAZ		5.1991	D [A]	4	1896 ccm	55 kW	75 PS	22.5:1	95.5 mm	



SEAT

1		2		3		4		5		6		7		8		9		10	
4 79.50						001,CR,KV1 005,45',P,STD 231,CR,STD		1.750 2.000 3.000		3.350 3.350 3.750									
						320-0278-000 320-0278-001						79.500 80.000							
O 79.50																		8	
AEY		11.1995		D [A]		4		1896 ccm		47 kW		64 PS		19.5:1		95.5 mm			
AGP		06.1999		D [A]		4		1896 ccm		50 kW		68 PS		22.5:1		95.5 mm			
4 79.50						001,CR,KV1 005,45',P,STD 231,CR,STD		1.750 2.000 3.000		3.350 3.350 3.750									
						320-0278-000 320-0278-001						79.500 80.000							
O 79.50																		9	
1Z		04.1995		D [LA]		4		1896 ccm		66 kW		90 PS		19.5:1		95.5 mm			
AFN KAT		08.1996		D [LA]		4		1896 ccm		81 kW		110 PS		19.5:1		95.5 mm			
AGR KAT		04.1999		D [A]		4		1896 ccm		66 kW		90 PS		19.5:1		95.5 mm			
AHF KAT		04.1999		D [LA]		4		1896 ccm		81 kW		110 PS		19.5:1		95.5 mm			
AHU KAT		04.1995		D [A]		4		1896 ccm		66 kW		90 PS		19.5:1		95.5 mm			
ALH		04.1999		D [A]		4		1896 ccm		66 kW		90 PS		19.5:1		95.5 mm			
4 79.50						001,CR,KV1 005,45',P,STD 231,CR,STD		1.750 2.000 3.000		3.350 3.350 3.750									
						320-0278-000 320-0278-001						79.500 80.000							
O 81.00																		10	
PR KAT		05.1991-12.1996		B[MM]		4		1781 ccm		66 kW		90 PS		10:1		86.4 mm			
4 81.00						001,CR,KV1 026,45',STD 231,CR,STD		1.500 1.750 3.000		3.350 3.350 3.750									
						320-0218-000 320-0218-002						81.000 81.500							
O 81.00																		11	
1 F		05.1991		B [MJ]		4		1595 ccm		55 kW		75 PS		9:1		77.4 mm			
ABN		01.1992		B[B]		4		1595 ccm		55kW		75 PS		9:1		77.4 mm			
EZ		05.1991-09.1991		B[B]		4		1595 ccm		55 kW		75 PS		9:1		77.4 mm			
4 81.00						001,CR,KV1 026,45',STD 231,CR,STD		1.500 1.750 3.000		3.350 3.350 3.750									
						320-0218-000 320-0218-002						81.000 81.500							
O 81.00																		12	
ABS KAT		03.1993-08.1999		B [MM]		4		1781 ccm		66 kW		90 PS		10:1		86.4 mm			
4 81.00						001,CR,KV1 026,45',STD 231,CR,STD		1.500 1.750 3.000		3.350 3.350 3.750									
						320-0218-000						81.000							



SEAT

1	2	3	4	5	6	7	8	9	10	
			320-0218-002			81.500				
O 81.00									13	
KP 4V		05.1991-03.1994	B[KJ]	4	1781 ccm	98 kW	133 PS	10:1	86.4 mm	
PL 4V KAT		05.1991-03.1994	B[KJ]	4	1781 ccm	95 kW	129 PS	10:1	86.4 mm	
4			001,CR,KV1	1.500	3.350					
81.00			026,45°,STD	1.750	3.350					
			231,CR,STD	3.000	3.750					
			320-0218-000			81.000				
			320-0218-002			81.500				
O 83.00									14	
021 A 2000		05.1984-12.1993	B[C]	4	1461 ccm	63 kW	86 PS	10.5:1	67.5 mm	
4			001,P,CR,KV1	1.500	3.450					
83.00			023,P,STD	1.750	3.450					
			231,P,CR,STD	4.000	4.150					
			320-0476-000			83.000				
			320-0599-000			84.000				
O 83.00									15	
138 A 5.000		06.1982-12.1993	D[AN]	4	1714 ccm	40-43 kW	55-58 PS	20.5:1	79.2 mm	
138 B 6.000		06.1982-12.1993	D[AN]	4	1698 ccm	43 kW	58 PS	20.5:1	79.2 mm	
4			008,15°,P,CR,STD	2.500	3.450					
83.00			023,P,STD	2.000	3.450					
			231,P,CR,STD	4.000	4.150					
			320-0250-001			83.000				
			320-0250-002			83.600				
O 84.00									16	
131 C4.000		1982-12.1984	B[C2]	4	1995 ccm	83 kW	113 PS	9:1	90mm	
4			001,P,CR-B,KV1	1.500	3.550					
84.00			026,45°,P,STD	2.000	3.550					
			232,P,STD	3.947	4.150					
			320-0344-000			84.000				
O 87.00									17	
OM 615.912		1974	D[AN]	4	2197 ccm	44-49 kW	60-67 PS	21:1	92.4mm	
OM 615.941		1979-1982	D[AN]	4	2197 ccm	44 kW	60 PS	21:1	92.4mm	
4			001,P,CR,STD	3.000	3.600					
87.00			005,45°,IF,P,STD	2.000	3.600					
			231,P,CR,STD	4.000	4.150					
			320-0454-000			87.000				
O 93.00									18	
8144.61.200		1981-1985	D[AN]	4	2429 ccm	53 kW	72 PS	22:1	89.4mm	
4			001,P,CR,KV1	3.000	3.900					
93.00			005,45°,IF,P,STD	2.000	3.900					
			231,P,CR,STD	4.000	4.250					
			320-0452-000			93.000				
SHIGULI=LADA										
SIMCA=TALBOT										