





**VOLKSWAGEN**



	B/D		Cyl.	ccm	kW	PS	Compr. Ratio	Pos.
682	D[AN]	76.500	4	1471 ccm	33 kW	46 PS	23.5:1	10
685	D [AN]	76.500	4	1588 ccm	35 kW	48 PS	23:1	11
761	D [AN]	76.500	6	2383 ccm	52-56 kW	71-76 PS	23:1	11
049.6	B[C]	79.500	4	1588 ccm	44 kW	60 PS	8:1	13
1 E	B[B]	76.500	6	2383 ccm	70 kW	95 PS	8.1:1	9
1 F	B [MJ]	81.000	4	1595 ccm	55 kW	75 PS	9:1	23
1 X	D [AN]	79.500	4	1896 ccm	44 kW	60 PS	22.5:1	18
1 Y	D [AN]	79.500	4	1896 ccm	47 kW	64 PS	22.5:1	18
1G	D [A]	76.500	6	2383 ccm	68 kW	92 PS	23:1	12
1V KAT	D [A]	76.500	4	1588 ccm	44 kW	60 PS	:23:1	12
1Z	D [LA]	79.500	4	1896 ccm	66 kW	90 PS	19.5:1	21
2G	B[C]	75.000	4	1272 ccm	40 kW	55 PS	9:1	8
AAA KAT	B [M]	81.000	6	2792 ccm	120-128 kW	163-174 PS	10:1	32
AAB	D [AN]	79.500	5	2370 ccm	57 kW	78 PS	23:1	18
AAC	B [B]	81.000	4	1998 ccm	62 kW	84 PS	8.5:1	29
AAF	B[B]	81.000	5	2461 ccm	81 kW	110 PS	8.5:1	29
AAM KAT	B [MM]	81.000	4	1781 ccm	55 kW	75 PS	9:1	27
AAV	B[C]	75.000	4	1272 ccm	40 kW	54 PS	9.2:1	8
AAZ	D [A]	79.500	4	1896 ccm	55 kW	75 PS	22.5:1	19
ABL	D [A]	79.500	4	1896 ccm	50 kW	68 PS	22.5:1	19
ABN	B[B]	81.000	4	1595 ccm	55 kW	75 PS	9:1	23
ABS KAT	B [MM]	81.000	4	1781 ccm	66 kW	90 PS	10:1	24
ACL	D [LA]	76.500	6	2383 ccm	70 kW	95 PS	:23:1	12
ACT	D [AN]	76.500	6	2383 ccm	51 kW	70 PS	23:1	11
ADG	D [AN]	79.500	4	1896 ccm	48 kW	65 PS	22.5:1	18
AEF	D [AN]	79.500	4	1896 ccm	47 kW	64 PS	22.5:1	18
AEU	B[B]	81.000	5	2461 ccm	81 kW	110 PS	10:1	29
AEY	D [AN]	79.500	4	1896 ccm	47 kW	64 PS	19.5:1	20
AFN KAT	D [LA]	79.500	4	1896 ccm	817 kW	110 PS	19.5:1	21
AGD	D [AN]	79.500	4	1896 ccm	47 kW	64 PS	19.5:1	20
AGP	D [AN]	79.500	4	1896 ccm	50 kW	68 PS	22.5:1	20
AGP	D[AN]	79.500	4	1896 ccm	50 kW	68 PS	22.5:1	22
AGR KAT	D [A]	79.500	4	1896 ccm	66 kW	90 PS	19.5:1	21
AHF KAT	D [LA]	79.500	4	1896 ccm	81 kW	110 PS	19.5:1	21
AHH KAT	D [A]	79.500	4	1896 ccm	66 kW	90 PS	19.5:1	21
AHU KAT	D [A]	79.500	4	1896 ccm	66 kW	90 PS	19.5:1	21
AJA	D [AN]	79.500	5	2370 ccm	55 kW	75PS	23.5:1	18
ALH	D [A]	79.500	4	1896 ccm	66 kW	90 PS	19.5:1	21
AMY KAT	B [M]	81.000	6	2792 ccm	128 kW	174 PS	10:1	32
ANC	D[AN]	79.500	4	1896 ccm	44 kW	60 PS	22.5:1	22
AP 221	D [AN]	79.500	4	1896 ccm			22.5:1	18
AQM	D [AN]	79.500	4	1896 ccm	50 kW	68 PS	19.5:1	20
AQM	D[AN]	79.500	4	1896 ccm	50 kW	68 PS	19.5:1	22
ASY	D[AN]	79.500	4	1896 ccm	47 kW	64 PS	19.5:1	22
AYQ	D[AN]	79.500	4	1896 ccm	47 kW	64 PS	19.5:1	22
BGG	D [AN]	79.500	4	1896 ccm	47 kW	64 PS	22.5:1	18
BGL	D[AN]	79.500	4	1896 ccm	37 kW	50 PS	23:1	22
BGM	D[AN]	79.500	4	1896 ccm	29 kW	40 PS	23:1	22
CDXA	D[AN]	79.500	4	1896 ccm	29 kW	40 PS	23:1	22
CDXB	D[AN]	79.500	4	1896 ccm	29 kW	40 PS	23:1	22
CK	D[AN]	76.500	4	1460 ccm	37 kW	50 PS	23.5:1	10
CP	D [AN]	76.500	6	2383 ccm	55 kW	75 PS	23.5:1	11
CR	D [AN]	76.500	4	1588 ccm	40 kW	54 PS	23.5:1	11
CS	D [AN]	76.500	4	1588 ccm	40 kW	54 PS	23.5:1	11
CY	D [A]	76.500	4	1588 ccm	51 kW	70 PS	:23:1	12







**VOLKSWAGEN**







	B/D		Cyl.	ccm	kW	PS	Compr. Ratio	Pos.
DS	B [C]	81.000	4	1781 ccm	66 kW	90 PS	9:1	27
DT	B[C]	81.000	4	1595 ccm	55 kW	75 PS	9:1	23
DV	D [A]	76.500	6	2383 ccm	75 kW	102 PS	:23:1	12
DW	D [AN]	76.500	6	2383 ccm	55-57 kW	75-78 PS	23.5:1	11
DX	B [KJ]	81.000	4	1781 ccm	82 kW	112 PS	10:1	24
DZ	B [KE]	81.000	4	1781 ccm	82 kW	112 PS	10:1	24
EG	B [KJ]	79.500	4	1588 ccm	81 kW	110 PS	9.5:1	14
EP	B[C]	75.000	4	1297 ccm	44 kW	60 PS	9:1	5
EV	B [KJ]	81.000	4	1781 ccm	82 kW	112 PS	10:1	24
EW	B[B]	81.000	4	1595 ccm	55 kW	75 PS	9:1	23
EX KAT	B [MJ]	81.000	4	1781 ccm	66 kW	90 PS	9:1	27
EZ	B[B]	81.000	4	1595 ccm	55 kW	75 PS	9:1	23
EZA KAT	B[B]	81.000	4	1595 ccm	51 kW	70 PS	9:1	23
FN	B[B]	79.500	4	1588 ccm	55 kW	75 PS	8:1	13
FP	B[B]	79.500	4	1588 ccm	55 kW	75 PS	8:1	13
FR	B[C]	79.500	4	1588 ccm	63 kW	85 PS	8.2:1	13
FY	B [C]	75.000	4	1272 ccm	40 kW	54 PS	8.2:1	4
FZ	B [C]	75.000	4	1272 ccm	44 kW	60 PS	8.2:1	4
GF	B [C]	75.000	4	1272 ccm	44 kW	60 PS	8.2:1	4
GK	B[B]	75.000	4	1272 ccm	55 kW	75 PS	11:1	6
GL	B[B]	75.000	4	1043 ccm	29 kW	40 PS	9.5:1	1
GS	B [C]	75.000	4	1272 ccm	44 kW	58 PS	8.2:1	4
GT	B [C]	75.000	4	1272 ccm	43 kW	58 PS	8.2:1	4
GU	B [C]	81.000	4	1781 ccm	66 kW	90 PS	10:1	24
GX	B [C]	81.000	4	1781 ccm	66 kW	90 PS	10:1	24
HH	B [C]	75.000	4	1272 ccm	44 kW	60 PS	8.2:1	4
HJ	B [C]	75.000	4	1272 ccm	43 kW	58 PS	8.2:1	4
HK	B[C]	75.000	4	1272 ccm	40 kW	54 PS	9.5:1	8
HP	B [B]	81.000	5	1994 ccm	85 kW	115 PS	10:1	28
HY	B [KJ]	79.500	5	2144 ccm	100 kW	136 PS	9.3:1	15
HZ	B[C]	75.000	4	1043 ccm	33 kW	45 PS	9.5:1	2
JH	B [KE]	81.000	4	1781 ccm	70 kW	95 PS	10:1	25
JK	D [AN]	76.500	4	1588 ccm	40 kW	54 PS	23.5:1	11
JN	B [C]	81.000	4	1781 ccm	66 kW	90 PS	10:1	25
JP	D [AN]	76.500	4	1588 ccm	40 kW	54 PS	23.5:1	11
JR	D [A]	76.500	4	1588 ccm	51 kW	70 PS	:23:1	12
JS KAT	B[KE]	81.000	5	1994 ccm	85 kW	115 PS	10:1	28
JU	B[C]	81.000	4	1595 ccm	55 kW	75 PS	9:1	23
JX	D [A]	76.500	4	1588 ccm	50 kW	68 PS	:23:1	12
KM	B [KJ]	81.000	5	2226 ccm	77 kW	105 PS	8.5:1	30
KR 4V	B [KJ]	81.000	4	1781 ccm	98 kW	133 PS	10:1	26
KV	B[KE]	81.000	5	2226 ccm	100 kW	136 PS	10:1	31
KX KAT	B [B]	81.000	5	2226 ccm	85 kW	115 PS	8.5:1	30
KY	D [AN]	79.500	4	1716 ccm	42 kW	57 PS	23:1	17
ME	D [AN]	76.500	4	1588 ccm	40 kW	54 PS	23.5:1	11
MH	B[C]	75.000	4	1272 ccm	40 kW	55 PS	9.2:1	8
PF	B [B]	81.000	4	1781 ccm	79 kW	107 PS	10:1	24
PL 4V KAT	B[KJ]	81.000	4	1781 ccm	95 kW	129 PS	10:1	26
PN KAT	B[B]	81.000	4	1595 ccm	51 kW	70 PS	9:1	23
PY	B[B]	75.000	4	1272 ccm	83 kW	113 PS	8:1	7
RA	D [LA]	76.500	4	1588 ccm	59 kW	80 PS	:23:1	12
RE KAT	B[C]	81.000	4	1595 ccm	53 kW	72 PS	9:1	23
RG KAT	B [KJ]	81.000	4	1781 ccm	79 kW	107 PS	10:1	24
RH	B [C]	81.000	4	1781 ccm	62 kW	84 PS	10:1	24
RL KAT	B[B]	81.000	4	1595 ccm	53 kW	72 PS	9:1	23









VOLKSWAGEN

	B/D		Cyl.	ccm	kW	PS	Compr. Ratio	Pos.
RP KAT	B [MM]	81.000	4	1781 ccm	66 kW	90 PS	10:1	24
SB	D [LA]	76.500	4	1588 ccm	59 kW	80 PS	:23:1	12
WN	B [KE]	79.500	5	1921 ccm	85 kW	115 PS	10:1	16
WV	B[C]	79.500	4	1588 ccm	55 kW	75 PS	8.2:1	13
YN	B[C]	79.500	4	1588 ccm	55 kW	75 PS	8.2:1	13
YP	B[C]	79.500	4	1588 ccm	63 kW	85 PS	8.2:1	13
YS	B [KJ]	79.500	4	1588 ccm	81 kW	110 PS	9.5:1	14
YV	B [KJ]	79.500	4	1588 ccm	63 kW	85 PS	8.2:1	13
ZA	B [C]	75.000	4	1297 ccm	40 kW	55 PS	8.5:1	3
ZF	B [C]	75.000	4	1297 ccm	44 kW	60 PS	8.5:1	3

 VOLKSWAGEN					 VOLKSWAGEN				
	YEAR		B/D	Pos.		YEAR		B/D	Pos.
Bora 1.9 SDI	11.1998→05.2005	AQM	D	22	Caddy 1.9 SDI	11.1995→	AEY	D	20
Caddy 1.9 D	11.1995→09.2005	1Y	D	18	Caddy 1.6	08.1983→07.1992	EW	B	23
Caddy 1.9 D	06.1996→12.2000	AEF	D	18	Caddy 1.6	11.1995→05.1997	1 F	B	23
Caddy 1.9 SDI	09.2000→06.2003	AYQ	D	22	Caddy 1.6 D	10.1982→07.1990	JK	D	11
California T4 1.9 D	09.1990→07.1995	1X	D	18	Caddy 1.6 D	08.1990→07.1992	ME	D	11
California T4 2.4 D	09.1990→09.1998	AAB	D	18	Caddy 1.8	08.1985→07.1992	JH	B	25
California T4 2.4 D	05.1997→04.2002	AJA	D	18	Caddy 1.9 TDI	10.1996→	AHU KAT	D	21
Caravelle 2.4 D	02.1998→12.2000	AAB	D	18	Caddy 1.9 TDI	09.2000→	ALH	D	21
Derby 1.3	08.1977→07.1983	HH	B	4	California 1.9 TD	08.1992→03.1998	ABL	D	19
Derby 1.3	01.1977→09.1981	HJ	B	4	California T4 2.0i	09.1990→04.2002	AAC	B	29
ENGINE	01.1990→03.1994	28B	D	18	California T4 2.5i	09.1990→07.1993	AAF	B	29
ENGINE	04.1994→	ADG	D	18	California T4 2.5i	08.1996→04.2002	AEU	B	29
EuroVan 2.4 D	1995→12.2000	AAB	D	18	Campingmobil 1.6 D	01.1981→07.1987	CS	D	11
Fox 1.3	09.1978→ 1981	HH	B	4	Campingmobil 1.7 D	08.1984→07.1991	KY	D	17
Fox 1.9 SDI	12.2007→	ASY	D	22	Campingmobil LT	08.1988→12.1995	1 E	B	9
Gol 1.9 D	06.2002→07.2006	1Y	D	18	Corrado 2.8 VR6 (USA)	10.1991→07.1995	AAA KAT	B	32
Gol 1.9 D	06.2002→07.2006	BGG	D	18	Dasher 1.5 D	08.1976→07.1981	CK	D	10
Golf I 1.3	08.1979→12.1983	GF	B	4	Dasher 1.6 (USA)	09.1975→1983	YV	B	13
Golf I 1.3	08.1982→12.1983	GS	B	4	Dasher 1.6 D	03.1981→07.1982	CR	D	11
Golf II 1.3	08.1983→07.1986	GT	B	4	Derby 1.0	10.1981→11.1984	GL	B	1
Golf III 1.9 D	11.1991→02.1999	1Y	D	18	Derby 1.3	08.1983→07.1984	GK	B	6
Golf IV 1.9 SDI	10.1997→04.2001	AGP	D	22	Derby 1.3	08.1983→11.1984	HK	B	8
Golf IV 1.9 SDI	11.1998→06.2006	AQM	D	22	EuroVan 2.5i	09.1991→04.1995	AAF	B	29
Jetta 1.3	08.1979→02.1984	GF	B	4	Fox 302	03.1987→06.1993	JN	B	25
Jetta 1.3	08.1982→02.1984	GS	B	4	Fox 307	03.1987→06.1993	JN	B	25
Jetta 1.3	12.1983→07.1986	GT	B	4	Fox 309	03.1987→06.1993	JN	B	25
Jetta 1.9 SDI	02.2002→	AQM	D	22	Golf 1.05	05.1985→10.1991	HZ	B	2
Parati 1.9 D	08.1998→03.2006	1Y	D	18	Golf 1.3	08.1983→07.1986	HK	B	8
Parati 1.9 D	06.2002→03.2006	BGG	D	18	Golf 1.3	08.1985→12.1988	MH	B	8
Passat 1.3	01.1978→07.1983	FY	B	4	Golf 1.3	01.1989→07.1992	2G	B	8
Passat 1.3	01.1978→07.1983	FZ	B	4	Golf 1.5 D	08.1976→07.1980	CK	D	10
Passat 1.9 D	05.1989→10.1993	1Y	D	18	Golf 1.6	08.1975→07.1977	FP	B	13
Polo 1.3	08.1982→07.1988	GT	B	4	Golf 1.6	06.1976→17.1982	EG	B	14
Polo 1.3	08.1977→07.1983	HH	B	4	Golf 1.6	08.1983→07.1991	EZ	B	23
Polo 1.3	01.1977→07.1982	HJ	B	4	Golf 1.6	08.1983→07.1992	EW	B	23
Polo 1.9 D	01.1996→10.1996	1Y	D	18	Golf 1.6	08.1985→07.1987	EZA KAT	B	23
Polo 1.9 D	10.1994→07.2001	AEF	D	18	Golf 1.6	08.1985→07.1992	PN KAT	B	23
Polo 1.9 SDI	10.1999→09.2001	AGP	D	22	Golf 1.6	04.1986→07.1990	RE KAT	B	23
Polo 1.9 SDI	10.1999→09.2001	AQM	D	22	Golf 1.6	08.1991→07.1992	ABN	B	23
Polo 1.9 SDI	11.2001→	ASY	D	22	Golf 1.6 D	08.1980→07.1982	CR	D	11
Polo Classic 1.9 D	05.1996→09.2005	1Y	D	18	Golf 1.6 D	08.1982→12.1984	JK	D	11
Polo Sedan 1.9 SDI	11.2002→	ASY	D	22	Golf 1.6 D	08.1983→10.1991	JP	D	11
Quantum 1.3	02.1977→ 1985	GF	B	4	Golf 1.6 D	05.1988→07.1992	ME	D	11
Santana 1.3	01.1978→07.1983	FY	B	4	Golf 1.6 TD	03.1982→12.1983	CY	D	12
Santana 1.3	08.1981→07.1983	FZ	B	4	Golf 1.6 TD	08.1983→10.1991	JR	D	12
Saveiro 1.9 D	06.2002→03.2006	1Y	D	18	Golf 1.6 TD	04.1989→02.1990	RA	D	12
Scirocco 1.3	08.1979→07.1983	GF	B	4	Golf 1.6 TD	08.1989→10.1991	SB	D	12
Spacefox 1.9 SDI	09.2007→	ASY	D	22	Golf 1.6 TD	08.1989→07.1992	1V KAT	D	12
Sportvan 1.9 SDI	09.2007→	ASY	D	22	Golf 1.8	08.1983→07.1988	GX	B	24
Suran 1.9 SDI	09.2007→	ASY	D	22	Golf 1.8	08.1983→10.1991	GU	B	24
Bora 1.9 SDI	11.1998→	AQM	D	20	Golf 1.8	08.1986→07.1990	RH	B	24
Bora 1.9 SDI	05.2000→	AGP	D	20	Golf 1.8	08.1982→07.1992	DX	B	24
Bora 1.9 TDI	09.1998→	AHF KAT	D	21	Golf 1.8	01.1984→07.1987	EV	B	24
Bora 1.9 TDI	09.1998→	ALH	D	21	Golf 1.8	02.1986→07.1987	RG KAT	B	24
Bora 1.9 TDI	10.1998→05.2000	AGR KAT	D	21	Golf 1.8	01.1987→10.1991	PF	B	24

 VOLKSWAGEN					 VOLKSWAGEN				
	YEAR		B/D	Pos.		YEAR		B/D	Pos.
Golf 1.8	11.1991→07.1995	ABS KAT	B	24	LT 28 TD	08.1988→07.1992	1G	D	12
Golf 1.8	08.1983→07.1993	JH	B	25	LT 28 TD	08.1991→12.1995	ACL	D	12
Golf 1.8	08.1983→07.1993	EX KAT	B	27	LT 31 D	08.1978→11.1982	CP	D	11
Golf 1.8	11.1991→10.2000	AAM KAT	B	27	LT 31 D	12.1982→07.1992	DW	D	11
Golf 1.8 16V	02.1986→10.1991	KR 4V	B	26	LT 31 D	08.1992→12.1995	ACT	D	11
Golf 1.8 16V	02.1986→10.1991	PL 4V KAT	B	26	LT 31 TD	12.1982→07.1992	DV	D	12
Golf 1.8i	08.1986→10.1991	RP KAT	B	24	LT 31 TD	08.1988→07.1992	1G	D	12
Golf 1.9 SDI	07.1995→02.1999	AEY	D	20	LT 31 TD	08.1991→12.1995	ACL	D	12
Golf 1.9 SDI	10.1997→	AGP	D	20	LT 33 D	08.1978→11.1982	CP	D	11
Golf 1.9 SDI	11.1998→	AQM	D	20	LT 35	08.1988→12.1995	1 E	B	9
Golf 1.9 TD	11.1991→02.1999	AAZ	D	19	LT 35	12.1982→07.1992	DL	B	9
Golf 1.9 TDI	07.1993→07.1996	1Z	D	21	LT 35 D	08.1978→11.1982	CP	D	11
Golf 1.9 TDI	02.1996→10.2000	AFN KAT	D	21	LT 35 D	12.1982→07.1992	DW	D	11
Golf 1.9 TDI	07.1996→04.2000	AHU KAT	D	21	LT 35 D	08.1992→12.1995	ACT	D	11
Golf 1.9 TDI	10.1997→05.2000	ALH	D	21	LT 35 TD	12.1982→07.1992	DV	D	12
Golf 1.9 TDI	10.1997→	AGR KAT	D	21	LT 35 TD	08.1988→07.1992	1G	D	12
Golf 1.9 TDI	10.1997→	AHF KAT	D	21	LT 35 TD	08.1991→12.1995	ACL	D	12
Golf 2.8 VR6	01.1992→12.1997	AAA KAT	B	32	LT 40	08.1988→12.1995	1 E	B	9
Jetta 1.05	08.1986→10.1991	HZ	B	2	LT 40	12.1982→07.1992	DL	B	9
Jetta 1.3	12.1983→07.1985	HK	B	8	LT 40 D	08.1978→11.1982	CP	D	11
Jetta 1.3	08.1985→12.1988	MH	B	8	LT 40 D	12.1982→07.1992	DW	D	11
Jetta 1.3	01.1989→07.1992	2G	B	8	LT 40 D	08.1992→12.1995	ACT	D	11
Jetta 1.6	08.1980→02.1984	FR	B	13	LT 40 TD	12.1982→07.1992	DV	D	12
Jetta 1.6	12.1983→07.1991	EZ	B	23	LT 40 TD	08.1988→07.1992	1G	D	12
Jetta 1.6	08.1985→07.1987	EZA KAT	B	23	LT 40 TD	08.1991→12.1995	ACL	D	12
Jetta 1.6	08.1985→07.1992	PN KAT	B	23	LT 45	08.1988→12.1995	1 E	B	9
Jetta 1.6	08.1991→07.1992	ABN	B	23	LT 45	12.1982→07.1992	DL	B	9
Jetta 1.6 D	08.1980→02.1984	CR	D	11	LT 45 D	08.1978→11.1982	CP	D	11
Jetta 1.6 D	08.1982→02.1984	JK	D	11	LT 45 D	12.1982→07.1992	DW	D	11
Jetta 1.6 D	12.1983→10.1991	JP	D	11	LT 45 D	08.1992→12.1995	ACT	D	11
Jetta 1.6 D	05.1988→07.1992	ME	D	11	LT 45 TD	12.1982→07.1992	DV	D	12
Jetta 1.6 GLI	08.1979→07.1982	EG	B	14	LT 45 TD	08.1988→07.1992	1G	D	12
Jetta 1.6 TD	08.1982→02.1984	CY	D	12	LT 45 TD	08.1991→12.1995	ACL	D	12
Jetta 1.6 TD	12.1983→10.1991	JR	D	12	LT 45 TD	08.1988→07.1992	1G	D	12
Jetta 1.6 TD	04.1989→02.1990	RA	D	12	LT 45 TD	08.1991→12.1995	ACL	D	12
Jetta 1.6 TD	08.1989→10.1991	SB	D	12	LT 50	08.1988→12.1995	1 E	B	9
Jetta 1.6 TD	08.1989→07.1992	1V KAT	D	12	LT 50	12.1982→07.1992	DL	B	9
Jetta 1.8	12.1983→10.1991	GU	B	24	LT 50 D	08.1978→11.1982	CP	D	11
Jetta 1.8	08.1986→07.1990	RH	B	24	LT 50 D	12.1982→07.1992	DW	D	11
Jetta 1.8	08.1986→10.1991	RP KAT	B	24	LT 50 D	08.1992→12.1995	ACT	D	11
Jetta 1.8	08.1982→02.1984	DX	B	24	LT 50 TD	12.1982→07.1992	DV	D	12
Jetta 1.8	12.1983→07.1987	EV	B	24	LT 55	08.1988→12.1995	1 E	B	9
Jetta 1.8	02.1986→07.1987	RG KAT	B	24	LT 55	12.1982→07.1992	DL	B	9
Jetta 1.8	01.1987→10.1991	PF	B	24	LT 55 TD	12.1982→07.1992	DV	D	12
Jetta 1.8	12.1983→07.1988	GX	B	24	LT 55 TD	08.1988→07.1992	1G	D	12
Jetta 1.8 (USA)	05.1983→07.1984	JH	B	25	LT 55 TD	08.1991→12.1995	ACL	D	12
Jetta 1.8 16V	02.1986→10.1991	KR 4V	B	26	LT Campingmobil	08.1988→07.1992	1G	D	12
Jetta 1.8 16V	02.1986→10.1991	PL 4V KAT	B	26	LT Campingmobil	08.1992→12.1995	ACL	D	12
Jetta 2.8 VR6	07.1993→07.1997	AAA KAT	B	32	LT Campingmobil 1.6 D	08.1983→07.1989	DW	D	11
LT 28	08.1988→12.1995	1 E	B	9	New Beetle 1.9 TDI	1998→	AHU KAT	D	21
LT 28	12.1982→07.1992	DL	B	9	New Beetle 1.9 TDI	11.1998→06.2000	AGR KAT	D	21
LT 28 D	08.1978→11.1982	CP	D	11	New Beetle 1.9 TDI (USA)	11.1998→	ALH	D	21
LT 28 D	12.1982→07.1992	DW	D	11	Passat 1.3	05.1973→01.1978	ZA	B	3
LT 28 D	08.1992→12.1995	ACT	D	11	Passat 1.3	05.1973→01.1978	ZF	B	3
LT 28 TD	12.1982→07.1992	DV	D	12	Passat 1.3	08.1983→07.1987	EP	B	5

 VOLKSWAGEN					 VOLKSWAGEN				
	YEAR		B/D	Pos.		YEAR		B/D	Pos.
Passat 1.3	08.1983→07.1984	EU	B	5	Quantum 1.6 D (USA)	01.1981→07.1987	CS	D	11
Passat 1.5 D	08.1977→07.1980	CK	D	10	Quantum 1.6 TD (USA)	08.1981→07.1985	CY	D	12
Passat 1.6	09.1975→07.1981	YN	B	13	Quantum 1.8 (USA)	09.1983→07.1986	JN	B	25
Passat 1.6	09.1975→12.1982	YP	B	13	Quantum 2.2 (USA)	08.1985→07.1988	KX KAT	B	30
Passat 1.6	08.1981→07.1983	WV	B	13	Quantum 2.2 (USA)	08.1983→07.1985	KM	B	30
Passat 1.6	02.1979→07.1980	YS	B	14	Rabbit 1.5 D	09.1976→08.1980	CK	D	10
Passat 1.6	08.1983→07.1986	JU	B	23	Rabbit 1.6 D (USA)	08.1982→07.1984	JK	D	11
Passat 1.6	08.1983→03.1988	DT	B	23	Rabbit 1.6 TD (USA)	08.1981→07.1984	CY	D	12
Passat 1.6	08.1986→03.1988	RL KAT	B	23	Rabbit 1.8 (USA)	05.1983→07.1984	JH	B	25
Passat 1.6	04.1988→09.1991	EZ	B	23	Santana 1.3	08.1983→12.1984	EP	B	5
Passat 1.6	08.1988→07.1990	1 F	B	23	Santana 1.6	08.1981→07.1983	WV	B	13
Passat 1.6	10.1991→07.1992	ABN	B	23	Santana 1.6	08.1981→12.1982	YP	B	13
Passat 1.6 D	08.1980→07.1982	CR	D	11	Santana 1.6	08.1983→12.1984	DT	B	23
Passat 1.6 D	08.1981→03.1988	JK	D	11	Santana 1.6	08.1983→12.1984	JU	B	23
Passat 1.6 TD	12.1981→03.1988	CY	D	12	Santana 1.6 D	08.1982→12.1984	JK	D	11
Passat 1.6 TD	08.1988→07.1989	RA	D	12	Santana 1.6 TD	12.1981→12.1984	CY	D	12
Passat 1.6 TD	08.1989→10.1993	SB	D	12	Santana 1.8	08.1983→12.1984	JN	B	25
Passat 1.8	12.1983→07.1984	DZ	B	24	Santana 1.8	01.1983→12.1984	DS	B	27
Passat 1.8	04.1988→07.1990	PF	B	24	Santana 1.8	08.1981→07.1983	WN	B	16
Passat 1.8	08.1991→09.1994	ABS KAT	B	24	Santana 2.0	08.1983→12.1984	JS KAT	B	28
Passat 1.8	08.1983→07.1988	JN	B	25	Santana 2.0	08.1983→07.1984	HP	B	28
Passat 1.8	04.1988→07.1992	KR 4V	B	26	Scirocco 1.3	08.1983→07.1984	HK	B	8
Passat 1.8	01.1983→07.1988	DS	B	27	Scirocco 1.6	08.1975→07.1983	FR	B	13
Passat 1.8i	04.1988→07.1991	RP KAT	B	24	Scirocco 1.6	08.1976→07.1977	FP	B	13
Passat 1.9	01.1981→07.1983	WN	B	16	Scirocco 1.6	08.1976→07.1979	FN	B	13
Passat 1.9 TD	03.1991→12.1996	AAZ	D	19	Scirocco 1.6	08.1976→07.1982	EG	B	14
Passat 1.9 TDI	10.1993→12.1996	1Z	D	21	Scirocco 1.6	01.1983→07.1991	ABN	B	23
Passat 1.9 TDI	03.1996→08.1999	AFN KAT	D	21	Scirocco 1.6	04.1986→07.1990	RE KAT	B	23
Passat 1.9 TDI	08.1996→08.2000	AHU KAT	D	21	Scirocco 1.8	08.1982→07.1992	DX	B	24
Passat 1.9 TDI	05.1998→08.2000	AHH KAT	D	21	Scirocco 1.8	08.1983→07.1992	JH	B	25
Passat 2.0	08.1983→03.1988	JS KAT	B	28	Scirocco 1.8	08.1983→07.1992	EX KAT	B	27
Passat 2.0	08.1983→07.1988	HP	B	28	Scirocco 1.8 16V	02.1986→07.1992	PL 4V KAT	B	26
Passat 2.2	08.1984→07.1988	HY	B	15	Sharan 1.9 TDI	09.1995→07.1996	1Z	D	21
Passat 2.2	08.1985→03.1988	KX KAT	B	30	Sharan 1.9 TDI	08.1996→02.2000	AHU KAT	D	21
Passat 2.2	01.1985→03.1988	KV	B	31	Sharan 1.9 TDI	12.1996→07.1999	AFN KAT	D	21
Passat 2.8 VR6	06.1991→12.1996	AAA KAT	B	32	Sharan 2.8 VR6	09.1995→03.1998	AAA KAT	B	32
Pickup 1.6 D (USA)	03.1981→07.1982	CR	D	11	Sharan 2.8 VR6	04.1998→02.2000	AMY KAT	B	32
Pickup 1.6 D (USA)	08.1982→07.1994	JK	D	11	Transporter T3 1.6 D	01.1981→07.1987	CS	D	11
Polo 1.0	08.1981→10.1986	GL	B	1	Transporter T3 1.6 TD	08.1984→07.1992	JX	D	12
Polo 1.05	08.1985→01.1992	HZ	B	2	Transporter T3 1.7 D	08.1984→07.1992	KY	D	17
Polo 1.3	08.1982→07.1989	GK	B	6	Transporter T4 1.9 TD	10.1992→05.2000	ABL	D	19
Polo 1.3	08.1983→07.1985	HK	B	8	Transporter T4 2.0i	09.1990→06.2003	AAC	B	29
Polo 1.3	08.1985→12.1988	MH	B	8	Transporter T4 2.5i	09.1990→12.1993	AAF	B	29
Polo 1.3	01.1989→07.1994	2G	B	8	Transporter T4 2.5i	08.1996→06.2003	AEU	B	29
Polo 1.3	01.1991→07.1994	AAV	B	8	Vanadon 1.6 D (USA)	1981→ 1982	CR	D	11
Polo 1.6	10.1994→09.1997	1 F	B	23	Vanadon 1.6 D (USA)	08.1981→07.1984	CS	D	11
Polo 1.9 SDI	12.1995→	AEY	D	20	Vanadon 1.6 D (USA)	1983→ 1984	JK	D	11
Polo 1.9 SDI	07.1996→	AGD	D	20	Vento 1.8	01.1992→09.1994	ABS KAT	B	24
Polo 1.9 SDI	10.1999→	AGP	D	20	Vento 1.8	01.1992→12.1997	AAM KAT	B	27
Polo 1.9 SDI	10.1999→	AQM	D	20	Vento 1.9 SDI	07.1995→12.1997	AEY	D	20
Polo 1.9 TDI	01.1997→	AHU KAT	D	21	Vento 1.9 TD	01.1992→12.1997	AAZ	D	19
Polo 1.9 TDI	06.1998→	AFN KAT	D	21	Vento 1.9 TDI	07.1993→07.1996	1Z	D	21
Polo 1.9 TDI	10.1999→	AGR KAT	D	21	Vento 1.9 TDI	02.1996→12.1997	AFN KAT	D	21
Polo 1.9 TDI	10.1999→	ALH	D	21	Vento 1.9 TDI	08.1996→12.1997	AHU KAT	D	21
Polo Coupe G40	08.1986→07.1994	PY	B	7	Vento 2.8 VR6	01.1992→12.1997	AAA KAT	B	32



VOLKSWAGEN

1	2	3	4	5	6	7	8	9	10
Ø 75.00									
GL	08.1981→10.1986	B[B]	4	1043 ccm	29 kW	40 PS	9.5:1	59 mm	1
4 75.00			001,P,CR,KV1 026,P,STD 231,P,CR,STD	1.750 2.000 3.000	3.150 3.150 3.750				
			320-0271-100 320-0271-101			75.000 75.500			
4 75.00			001,P,CR,KV1 026,P,STD 230,P,STD	1.750 2.000 3.000	3.150 3.150 3.750				
			320-0271-000			75.000			
Ø 75.00									
HZ	05.1985→01.1992	B[C]	4	1043 ccm	33 kW	45 PS	9.5:1	59 mm	2
4 75.00			001,P,CR,KV1 026,P,STD 231,P,CR,STD	1.750 2.000 3.000	3.150 3.150 3.750				
			320-0271-100 320-0271-101			75.000 75.500			
4 75.00			001,P,CR,KV1 026,45',P,STD 230,P,STD	1.750 2.000 3.000	3.150 3.150 3.750				
			320-0271-000			75.000			
Ø 75.00									
ZA	05.1973→01.1978	B [C]	4	1297 ccm	40 kW	55 PS	8.5:1	73.4 mm	3
ZF	05.1973→01.1978	B [C]	4	1297 ccm	44 kW	60 PS	8.5:1	73.4 mm	
4 75.00			001,P,CR-B,KV1 023,P,STD 231,P,CR,STD	2.000 2.500 4.000	3.150 3.150 3.950				
			320-0438-000			75.00			
Ø 75.00									
FY	01.1978→07.1983	B [C]	4	1272 ccm	40 kW	54 PS	8.2:1	72 mm	4
FZ	01.1978→07.1983	B [C]	4	1272 ccm	44 kW	60 PS	8.2:1	72 mm	
GF	02.1977→1985	B [C]	4	1272 ccm	44 kW	60 PS	8.2:1	72 mm	
GS	08.1982→02.1984	B [C]	4	1272 ccm	44 kW	58 PS	8.2:1	72 mm	
GT	08.1982→07.1988	B [C]	4	1272 ccm	43 kW	58 PS	8.2:1	72 mm	
HJ	01.1977→07.1982	B [C]	4	1272 ccm	43 kW	58 PS	8.2:1	72 mm	
HH	08.1977→07.1983	B [C]	4	1272 ccm	44 kW	60 PS	8.2:1	72 mm	
4 75.00			001,P,CR,KV1 026,P,STD 231,P,CR,STD	1.750 2.000 4.000	3.150 3.150 3.950				
			320-0439-000 320-0439-001 320-0410-000			75.00 75.50 76.00			



VOLKSWAGEN

1	2	3	4	5	6	7	8	9	10
Ø 75.00									
EP		08.1983→07.1987	B[C]	4	1297 ccm	44 kW	60 PS	9:1	73.4 mm
EU		08.1983→07.1984	B[C]	4	1272 ccm	44 kW	60 PS	8.2:1	72 mm
4			001,P,CR-B,KV1	1.500	3.150				
75.00			026,P,STD	1.750	3.150				
			231,P,CR,STD	3.000	3.750				
			-			75.000			
			320-0585-001			75.500			
Ø 75.00									
6									
GK		08.1982→07.1989	B[B]	4	1272 ccm	55 kW	75 PS	11:1	72 mm
4			001,P,CR,KV1	1.750	3.150				
75.00			026,P,STD	2.000	3.150				
			230,P,STD	3.000	3.750				
			-			75.000			
			320-0271-000			75.500			
4			001,P,CR,KV1	1.750	3.150				
75.00			026,P,STD	2.000	3.150				
			231,P,CR,STD	3.000	3.750				
			-			75.000			
			320-0271-101			75.500			
Ø 75.00									
7									
PY		08.1986→07.1994	B[B]	4	1272 ccm	83 kW	113 PS	8:1	72 mm
4			001,P,CR,KV1	1.750	3.150				
75.00			026,P,STD	2.000	3.150				
			230,P,STD	3.000	3.750				
			-			75.000			
			320-0271-000			75.500			
4			001,P,CR,KV1	1.750	3.150				
75.00			026,P,STD	2.000	3.150				
			231,P,CR,STD	3.000	3.750				
			-			75.000			
			320-0271-101			75.500			
Ø 75.00									
8									
2G		01.1989→07.1994	B[C]	4	1272 ccm	40 kW	55 PS	9:1	72 mm
AAV		01.1991→07.1994	B[C]	4	1272 ccm	40 kW	54 PS	9.2:1	72 mm
HK		08.1983→07.1986	B[C]	4	1272 ccm	40 kW	54 PS	9.5:1	72 mm
MH		08.1985→12.1988	B[C]	4	1272 ccm	40 kW	55 PS	9.2:1	72 mm
4			001,P,CR,KV1	1.750	3.150				
75.00			026,P,STD	2.000	3.150				
			230,P,STD	3.000	3.750				
			-			75.000			
			320-0271-000			75.500			
4			001,P,CR,KV1	1.750	3.150				
75.00			026,P,STD	2.000	3.150				
			231,P,CR,STD	3.000	3.750				
			-			75.000			
			320-0271-101			75.500			



VOLKSWAGEN

1	2	3	4	5	6	7	8	9	10
Ø 76.50									9
1 E		08.1988→12.1995	B[B]	6	2383 ccm	70 kW	95 PS	8.1:1	86.4mm
DL		08.1982→07.1992	B[B]	6	2383 ccm	66 kW	90 PS	8.1:1	86.4mm
6 76.50			001,IF,P,CR,KV1 005,IF,P,STD 231,P,CR,STD	1.750 2.000 3.000	3.200 3.200 3.750				
			320-0058-000			76.500			
			320-0058-001			77.000			
			320-0058-002			77.500			
Ø 76.50									10
682		12.1977→01.1982	D[AN]	4	1471 ccm	33 kW	46 PS	23.5:1	80 mm
CK		08.1976→07.1981	D[AN]	4	1471 ccm	37 kW	50 PS	23.5:1	80 mm
4 76.50			001,IF,P,CR,KV1 005,IF,P,STD 231,P,CR,STD	1.750 2.000 3.000	3.200 3.200 3.750				
			320-0058-000			76.500			
			320-0058-001			77.000			
			320-0058-002			77.500			
Ø 76.50									11
685			D [AN]	4	1588 ccm	35 kW	48 PS	23:1	86.4 mm
761		01.1981→01.1984	D [AN]	6	2383 ccm	52-56 kW	71-76 PS	23:1	86.4 mm
ACT		08.1992→12.1995	D [AN]	6	2383 ccm	51 kW	70 PS	23:1	86.4 mm
CP		08.1978→11.1982	D [AN]	6	2383 ccm	55 kW	75 PS	23.5:1	86.4 mm
CR		08.1980→02.1984	D [AN]	4	1588 ccm	40 kW	54 PS	23.5:1	86.4 mm
CS		01.1981→07.1987	D [AN]	4	1588 ccm	40 kW	54 PS	23.5:1	86.4 mm
DW		12.1982→07.1992	D [AN]	6	2383 ccm	55-57 kW	75-78 PS	23.5:1	86.4 mm
JK		08.1981→07.1990	D [AN]	4	1588 ccm	40 kW	54 PS	23.5:1	86.4 mm
JP		08.1983→10.1991	D [AN]	4	1588 ccm	40 kW	54 PS	23.5:1	86.4 mm
ME		05.1988→07.1992	D [AN]	4	1588 ccm	40 kW	54 PS	23.5:1	86.4 mm
4/6 76.50	GL 71.7 KH 41.7 VT -1.6	24.0 64.0	001,IF,CR,KV1 005,IF,P,STD 231,P,CR,STD	1.750 2.000 3.000	3.200 3.200 3.750				
	RTK RK P, G								
110-0058-000		210-0058-000	320-0058-000			76.500		510-0058-000	
110-0058-001		210-0058-000	320-0058-001			77.000		510-0058-001	
110-0058-002		210-0058-000	320-0058-002			77.500		510-0058-002	
4/6 76.50	GL 71.7 KH 41.45 VT -1.6	24.0 64.0	001,IF,CR,KV1 005,IF,P,STD 231,P,CR,STD	1.750 2.000 3.000	3.200 3.200 3.750				
	RTK RK HKU P, G								
110-0058-011		210-0058-000	320-0058-001			77.000		510-0058-011	
110-0058-012		210-0058-000	320-0058-002			77.500		510-0058-012	



VOLKSWAGEN

1	2	3	4	5	6	7	8	9	10
Ø 76.50									
1G		08.1988→07.1992	D [A]	6	2383 ccm	68 kW	92 PS	23:1	86.4 mm
1V KAT		08.1989→07.1992	D [A]	4	1588 ccm	44 kW	60 PS	23:1	86.4 mm
ACL		08.1991→12.1995	D [LA]	6	2383 ccm	70 kW	95 PS	23:1	86.4 mm
CY		08.1981→03.1988	D [A]	4	1588 ccm	51 kW	70 PS	23:1	86.4 mm
DV		12.1982→07.1992	D [A]	6	2383 ccm	75 kW	102 PS	23:1	86.4 mm
JR		08.1983→10.1991	D [A]	4	1588 ccm	51 kW	70 PS	23:1	86.4 mm
JX		08.1984→07.1992	D [A]	4	1588 ccm	50 kW	68 PS	23:1	86.4 mm
RA		08.1988→02.1990	D [LA]	4	1588 ccm	59 kW	80 PS	23:1	86.4 mm
SB		08.1989→10.1993	D [LA]	4	1588 ccm	59 kW	80 PS	23:1	86.4 mm
	GL 71.7 KH 41.7 VT -1.6 RTK RK Lox P,G	24.0 64.0	001,IF,P,CR,KV1 005,IF,P,STD 231,P,CR,STD	1.750 2.000 3.000	3.200 3.200 3.750				
110-0423-000		210-0058-000	320-0058-000			76.50		510-0423-000	
	GL 71.7 KH 41.45 VT -1.6 RTK RK Lox HKU P,G	24.0 64.0	001,IF,P,CR,KV1 005,IF,P,STD 231,P,CR,STD	1.750 2.000 3.000	3.200 3.200 3.750				
110-0423-011 110-0423-012		210-0058-000 210-0058-000		320-0058-001 320-0058-002		77.00 77.50		510-0423-011 510-0423-012	
	GL 71.7 KH 41.7 VT -1.6 RTK RK Lox P	24.0 64.0	001,IF,P,CR,KV1 005,IF,P,STD 231,P,CR,STD	1.750 2.000 3.000	3.200 3.200 3.750				
110-0936-000		210-0058-000	320-0058-000			76.50		510-0936-000	
	GL 71.7 KH 41.45 VT -1.6 RTK RK Lox HKU P	24.0 64.0	001,IF,P,CR,KV1 005,IF,P,STD 231,P,CR,STD	1.750 2.000 3.000	3.200 3.200 3.750				
110-0936-011 110-0936-012		210-0058-000 210-0058-000		320-0058-001 320-0058-002		77.00 77.50		510-0936-011 510-0936-012	



VOLKSWAGEN

1	2	3	4	5	6	7	8	9	10
Ø 79.50									
496		12.1977→01.1984	B[C]	4	1588 ccm	44 kW	60 PS	8:1	80 mm
FN		08.1975→07.1979	B[B]	4	1588 ccm	55 kW	75 PS	8:1	80 mm
FP		08.1975→07.1977	B[B]	4	1588 ccm	55 kW	75 PS	8:1	80 mm
FR		08.1975→02.1984	B[C]	4	1588 ccm	63 kW	85 PS	8.2:1	80 mm
WV		08.1981→07.1983	B[C]	4	1588 ccm	55 kW	75 PS	8.2:1	80 mm
YN		09.1975→07.1981	B[C]	4	1588 ccm	55 kW	75 PS	8.2:1	80 mm
YP		09.1975→12.1982	B[C]	4	1588 ccm	63 kW	85 PS	8.2:1	80 mm
YV		10.1973→1983	B [KJ]	4	1588 ccm	63 kW	85 PS	8.2:1	80 mm
4			001,P,CR,KV1	1.750	3.350				
79.50			026,P,STD	2.000	3.350				
			231,P,CR,STD	4.000	4.150				
			320-0217-000			79.50			
			320-0217-001			80.00			
			320-0217-002			80.50			
Ø 79.50									
EG		06.1976→07.1982	B [KJ]	4	1588 ccm	81 kW	110 PS	9.5:1	80mm
YS		02.1979→07.1980	B [KJ]	4	1588 ccm	81 kW	110 PS	9.5:1	80mm
4			001,P,CR,KV1	1.750	3.350				
79.50			026,P,STD	2.000	3.350				
			231,P,CR,STD	4.000	4.150				
			320-0217-000			79.50			
			320-0217-001			80.00			
			320-0217-002			80.50			
Ø 79.50									
HY		08.1984→07.1988	B [KJ]	5	2144 ccm	100 kW	136 PS	9.3:1	86.4m
4			001,P,CR,KV1	1.750	3.350				
79.50			026,P,STD	2.000	3.350				
			231,P,CR,STD	4.000	4.150				
			320-0217-000			79.50			
			320-0217-001			80.00			
			320-0217-002			80.50			
Ø 79.50									
WN		1981→1984	B [KE]	5	1921 ccm	85 kW	115 PS	10:1	77.4mm
4			001,P,CR,KV1	1.750	3.350				
79.50			026,P,STD	2.000	3.350				
			231,P,CR,STD	4.000	4.150				
			320-0217-000			79.50			
			320-0217-001			80.00			
			320-0217-002			80.50			
Ø 79.50									
KY		08.1984→07.1992	D [AN]	4	1716 ccm	42 kW	57 PS	23:1	86.4 mm
4			001,P,CR,KV1	1.750	3.350				
79.50			005,P,STD	2.000	3.350				
			231,P,CR,STD	3.000	3.750				
			320-0278-000			79.50			
			320-0278-001			80.00			



VOLKSWAGEN

1	2	3	4	5	6	7	8	9	10
Ø 79.50									
1 X		09.1990→12.1995	D [AN]	4	1896 ccm	44 kW	60 PS	22.5:1	95.5 mm
1 Y		05.1989→	D [AN]	4	1896 ccm	47 kW	64 PS	22.5:1	95.5 mm
AAB		09.1990→12.2000	D [AN]	5	2370 ccm	57 kW	78 PS	23:1	95.5 mm
ADG		04.1994→	D [AN]	4	1896 ccm	48 kW	65 PS	22.5:1	95.5 mm
AEF		10.1994→07.2001	D [AN]	4	1896 ccm	47 kW	64 PS	22.5:1	95.5 mm
AJA		04.1997→06.2003	D [AN]	5	2370 ccm	55 kW	75PS	23.5:1	95.5 mm
AP 221		01.1998→05.2002	D [AN]	4	1896 ccm			22.5:1	95.5 mm
BGG		06.2002→07.2006	D [AN]	4	1896 ccm	47 kW	64 PS	22.5:1	95.5 mm
4/5 79.50			001,P,CR,KV1 005,P,STD 231,P,CR,STD	1.750 2.000 3.000	3.350 3.350 3.750				
			320-0278-000 320-0278-001 320-0273-001			79.50 80.00 80.50			
Ø 79.50									
AAZ		03.1991→	D [A]	4	1896 ccm	55 kW	75 PS	22.5:1	95.5 mm
ABL		08.1992→05.2000	D [A]	4	1896 ccm	50 kW	68 PS	22.5:1	95.5 mm
4 79.50			001,P,CR,KV1 005,P,STD 231,P,CR,STD	1.750 2.000 3.000	3.350 3.350 3.750				
			320-0278-000 320-0278-001 320-0273-001			79.50 80.00 80.50			
Ø 79.50									
AEY		07.1995→	D [AN]	4	1896 ccm	47 kW	64 PS	19.5:1	95.5 mm
AGD		07.1995→	D [AN]	4	1896 ccm	47 kW	64 PS	19.5:1	95.5 mm
AGP		10.1997→	D [AN]	4	1896 ccm	50 kW	68 PS	22.5:1	95.5 mm
AQM		11.1998→	D [AN]	4	1896 ccm	50 kW	68 PS	19.5:1	95.5 mm
4 79.50			001,P,CR,KV1 005,P,STD 231,P,CR,STD	1.750 2.000 3.000	3.350 3.350 3.750				
			320-0278-000 320-0278-001			79.50 80.00			
Ø 79.50									
1Z		07.1993→12.1996	D [LA]	4	1896 ccm	66 kW	90 PS	19.5:1	95.5 mm
AFN KAT		02.1996→	D [LA]	4	1896 ccm	81 kW	110 PS	19.5:1	95.5 mm
AGR KAT		10.1997→	D [A]	4	1896 ccm	66 kW	90 PS	19.5:1	95.5 mm
AHF KAT		10.1997→	D [LA]	4	1896 ccm	81 kW	110 PS	19.5:1	95.5 mm
AHH KAT		05.1998→08.2000	D [A]	4	1896 ccm	66 kW	90 PS	19.5:1	95.5 mm
AHU KAT		07.1996→	D [A]	4	1896 ccm	66 kW	90 PS	19.5:1	95.5 mm
ALH		10.1997→	D [A]	4	1896 ccm	66 kW	90 PS	19.5:1	95.5 mm
4 79.50			001,P,CR,KV1 005,P,STD 231,P,CR,STD	1.750 2.000 3.000	3.350 3.350 3.750				
			320-0278-000 320-0278-001			79.50 80.00			



VOLKSWAGEN

1	2	3	4	5	6	7	8	9	10
Ø 79.50									22
AGP		10.1997→09.2001	D[AN]	4	1896 ccm	50 kW	68 PS	22.5:1	95.5 mm
ANC		02.2003→	D[AN]	4	1896 ccm	44 kW	60 PS	22.5:1	95.5 mm
AQM			D[AN]	4	1896 ccm	50 kW	68 PS	19.5:1	95.5 mm
ASY		11.2001→	D[AN]	4	1896 ccm	47 kW	64 PS	19.5:1	95.5 mm
AYQ		09.2000→06.2003	D[AN]	4	1896 ccm	47 kW	64 PS	19.5:1	95.5 mm
BGL		02.2003→	D[AN]	4	1896 ccm	37kW	50 PS	23:1	95.5 mm
BGM		02.2003→	D[AN]	4	1896 ccm	29 kW	40 PS	23:1	95.5 mm
CDXA		10.2007→	D[AN]	4	1896 ccm	29 kW	40 PS	23:1	95.5 mm
CDXB		10.2007→	D[AN]	4	1896 ccm	29 kW	40 PS	23:1	95.5 mm
4 79.50	GL 60.8 KH 39.8 MT -17.75 G for zilinder 1-2	24.00 59.00	001,P,CR-BS,KV1 005,IFU,P,IKA 231,P,CR,STD	1.750 2.000 3.000	3.300 3.300 3.650				
110-0611-500		210-0611-000		320-0611-000		79.50		510-0611-500	
110-0611-501		210-0611-000		-		79.75		-	
110-0611-502		210-0611-000		320-0611-002		80.00		510-0611-502	
110-0611-503		210-0611-000		-		80.50		-	
4 79.50	GL 60.8 KH 39.8 MT 17.75 G for zilinder 3-4	24.00 59.00	001,P,CR-BS,KV1 005,IFU,P,IKA 231,P,CR,STD	1.750 2.000 3.000	3.300 3.300 3.650				
110-0611-600		210-0611-000		320-0611-000		79.50		510-0611-600	
110-0611-601		210-0611-000		-		79.75		-	
110-0611-602		210-0611-000		320-0611-002		80.00		510-0611-602	
110-0611-603		210-0611-000		-		80.50		-	
Ø 81.00									23
1 F		08.1988→09.1997	B [MJ]	4	1595 ccm	55 kW	75 PS	9:1	77.4 mm
ABN		08.1991→07.1992	B[B]	4	1595 ccm	55 kW	75 PS	9:1	77.4 mm
DT		08.1983→03.1988	B[C]	4	1595 ccm	55 kW	75 PS	9:1	77.4 mm
EW		01.1983→07.1992	B[B]	4	1595 ccm	55 kW	75 PS	9:1	77.4 mm
EZ		08.1983→08.1991	B[B]	4	1595 ccm	55 kW	75 PS	9:1	77.4 mm
EZA KAT		08.1985→07.1987	B[B]	4	1595 ccm	51 kW	70 PS	9:1	77.4 mm
JU		08.1983→07.1986	B[C]	4	1595 ccm	55 kW	75 PS	9:1	77.4 mm
PN KAT		08.1985→07.1992	B[B]	4	1595 ccm	51 kW	70 PS	9:1	77.4 mm
RE KAT		04.1986→07.1990	B[C]	4	1595 ccm	53 kW	72 PS	9:1	77.4 mm
RL KAT		08.1986→03.1988	B[B]	4	1595 ccm	53 kW	72 PS	9:1	77.4 mm
4 81.00			001,P,CR-B,KV1 026,P,STD 231,P,CR,STD	1.500 1.750 3.000	3.350 3.350 3.750				
				320-0218-000		81.00			
				320-0218-002		81.51			



VOLKSWAGEN

1	2	3	4	5	6	7	8	9	10
Ø 81.00									
24									
ABS KAT		08.1991→07.1995	B [MM]	4	1781 ccm	66 kW	90 PS	10:1	86.4 mm
DX		08.1982→07.1992	B [KJ]	4	1781 ccm	82 kW	112 PS	10:1	86.4 mm
DZ		12.1983→07.1984	B [KE]	4	1781 ccm	82 kW	112 PS	10:1	86.4 mm
EV		12.1983→07.1987	B [KJ]	4	1781 ccm	82 kW	112 PS	10:1	86.4 mm
GU		08.1983→10.1991	B [C]	4	1781 ccm	66 kW	90 PS	10:1	86.4 mm
GX		08.1983→07.1988	B [C]	4	1781 ccm	66 kW	90 PS	10:1	86.4 mm
PF		01.1987→10.1991	B [BI]	4	1781 ccm	79 kW	107 PS	10:1	86.4 mm
RG KAT		02.1986→07.1987	B [KJ]	4	1781 ccm	79 kW	107 PS	10:1	86.4 mm
RH		08.1986→07.1990	B [C]	4	1781 ccm	62 kW	84 PS	10:1	86.4 mm
RP KAT		08.1986→10.1991	B [MM]	4	1781 ccm	66 kW	90 PS	10:1	86.4 mm
	GL 62.5 KH 32.2 MT -4.4 BU +1.3 SRK P	20.0 57.0	001,P,CR-B,KV1 026,P,STD 231,P,CR,STD	1.500 1.750 3.000	3.350 3.350 3.750				
110-0218-000		210-0218-000	320-0218-000			81.01		510-0218-000	
	GL 62.2 KH 31.9 MT -4.4 BU +1.3 SRK P	20.0 57.0	001,P,CR-B,KV1 026,P,STD 231,P,CR,STD	1.500 1.750 3.000	3.350 3.350 3.750				
110-0218-011		210-0218-000	-			81.26		-	
110-0218-012		210-0218-000	320-0218-002			81.51		510-0218-012	
Ø 81.00									
25									
JH		05.1983→07.1993	B [KE]	4	1781 ccm	70 kW	95 PS	10:1	86.4mm
JN		08.1983→06.1993 ¹	B [C]	4	1781 ccm	66 kW	90 PS	10:1	86.4mm
	GL 62.5 KH 32.2 MT -8.1 BU +1.3 SRK P	20.0 57.0	001,P,CR-B,KV1 026,P,STD 231,P,CR,STD	1.500 1.750 3.000	3.350 3.350 3.750				
110-0508-000		210-0218-000	320-0218-000			81.01		510-0508-000	
	GL 62.2 KH 31.9 MT -8.1 BU +1.3 SRK P	20.0 57.0	001,P,CR-B,KV1 026,P,STD 231,P,CR,STD	1.500 1.750 3.000	3.350 3.350 3.750				
110-0508-011		210-0218-000	-			81.26		-	
110-0508-012		210-0218-000	320-0218-002			81.51		510-0508-012	



VOLKSWAGEN

1	2	3	4	5	6	7	8	9	10
Ø 81.00									
KR 4V		08.1984→07.1992	B[KJ]	4	1781 ccm	98 kW	133 PS	10:1	86.4 mm
PL 4V KAT		02.1986→07.1992	B[KJ]	4	1781 ccm	95 kW	129 PS	10:1	86.4 mm
4			001,P,CR-B,KV1	1.500	3.350				
81.00			026,P,STD	1.750	3.350				
			231,P,CR,STD	3.000	3.750				
			320-0218-000			81.00			
			320-0218-002			81.51			
Ø 81.00									
AAM KAT		08.1990→10.2000	B [MM]	4	1781 ccm	55 kW	75 PS	9:1	86.4mm
DS		01.1983→07.1988	B [C]	4	1781 ccm	66 kW	90 PS	9:1	86.4mm
EX KAT		08.1983→07.1993	B [MJ]	4	1781 ccm	66 kW	90 PS	9:1	86.4mm
4	GL 62.5	20.0	001,P,CR-B,KV1	1.500	3.350				
81.00	KH 32.2	57.0	026,P,STD	1.750	3.350				
	MT -8.1.		231,P,CR,STD	3.000	3.750				
	BU +1.3								
	SRK								
	P								
110-0421-000		210-0218-000	320-0218-000			81.01		510-0421-000	
	GL 62.2	20.0	001,P,CR-B,KV1	1.500	3.350				
	KH 31.9	57.0	026,P,STD	1.750	3.350				
	MT -8.1.		231,P,CR,STD	3.000	3.750				
	BU +1.3								
	SRK								
	P								
110-0421-011		210-0218-000	-			81.26		-	
110-0421-012		210-0218-000	320-0218-002			81.51		510-0421-012	
Ø 81.00									
HP		08.1983→07.1988	B [BI]	5	1994 ccm	85 kW	115 PS	10:1	77.4 mm
JS KAT		08.1983→03.1988	B[KE]	5	1994 ccm	85 kW	115 PS	10:1	77.4 mm
5			001,P,CR-B,KV1	1.500	3.350				
81.00			026,P,STD	1.750	3.350				
			231,P,CR,STD	3.000	3.750				
			320-0218-000			81.00			
			320-0218-002			81.51			
Ø 81.00									
AAC		09.1990→06.2003	B [BI]	4	1998 ccm	62 kW	84 PS	8.5:1	95.5 mm
AAF		09.1990→04.1995	B[BI]	5	2461 ccm	81 kW	110 PS	8.5:1	95.5 mm
AEU		08.1996→06.2003	B[BI]	5	2461 ccm	81 kW	110 PS	10:1	95.5 mm
4/5			001,IF,P,CR-B,KV1	1.750	3.350				
81.00			026,P,STD	2.000	3.350				
			231,P,CR,STD	3.000	3.750				
			320-0564-000			81.000			
			320-0564-002			81.500			



VOLKSWAGEN

1	2	3	4	5	6	7	8	9	10
Ø 81.00									30
KM		08.1983→07.1985	B [KJ]	5	2226 ccm	77 kW	105 PS	8.5:1	86.4mm
KX KAT		08.1985→07.1998	B [BJ]	5	2226 ccm	85 kW	115 PS	8.5:1	86.4mm
5 81.00	GL 62.3 KH 32.2 MT -8.1 BU +1.1 SRK P	20.0 57.0	001,P,CR-B,KV1 026,P,STD 231,P,CR,STD	1.500 1.750 3.000	3.350 3.350 3.750				
110-0507-000		210-0218-000		320-0218-000		81.01			510-0507-000
5 81.00	GL 62.3 KH 32.2 MT -8.1 BU +1.1 SRK P	20.0 57.0	001,P,CR-B,KV1 026,P,STD 231,P,CR,STD	1.500 1.750 3.000	3.350 3.350 3.750				
110-0507-011 110-0507-012		210-0218-000 210-0218-000		- 320-0218-002		81.26 81.51			- 510-0507-012
Ø 81.00									31
KV		01.1985→03.1988	B[KE]	5	2226 ccm	100 kW	136 PS	10:1	86.4 mm
5 81.00			001,P,CR-B,KV1 026,P,STD 231,P,CR,STD	1.500 1.750 3.000	3.350 3.350 3.750				
				320-0218-000 320-0218-002		81.00 81.51			
Ø 81.00									32
AAA KAT		06.1991→03.1998	B [M]	6	2792 ccm	120-128 kW	163-174 PS	10:1	90.3 mm
AMY KAT		04.1998→02.2000	B [M]	6	2792 ccm	128 kW	174 PS	10:1	90.3 mm
6 81.00			001,P,CR-B,KV1 026,P,STD 231,P,CR,STD	1.500 1.750 3.000	3.350 3.350 3.750				
				320-0218-000 320-0218-002		81.00 81.51			